



**GUILLEN**

**Carpenters**

Internal Doors  
ED\_E1



# GUILLEN Carpenters

Lacquer-Finish Doors



Lacquer-Finish Front Doors



Lacquer-Finish Sector Doors



Windows



Varnish-Finish Doors



Varnish-Finish Front Doors



Varnish-Finish Sector Doors



Balcony Windows



Lacquer-Finish Wardrobes with Retractable Doors



Varnish-Finish Wardrobes with Retractable Doors



Lacquer-Finish Wardrobes with Sliding Doors



Varnish-Finish Wardrobes with Sliding Doors





# GUILLEN Carpenters

## Internal Doors

Lacquer



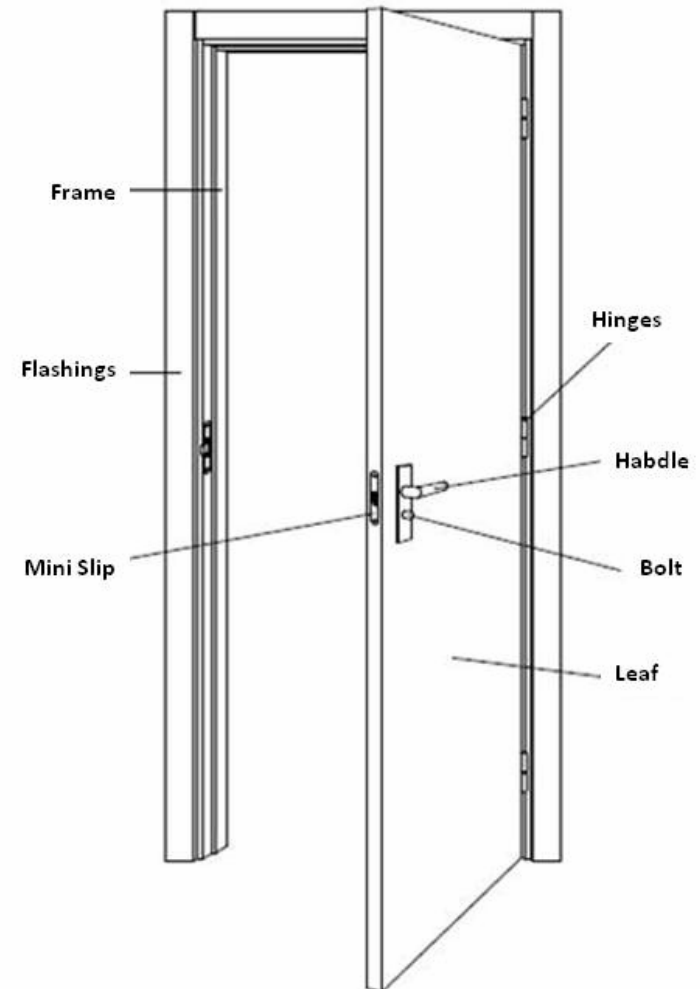
Varnish





### Door composed by:

- Frame (thickness and characteristics, depending on the system)
- 35mm panel with perimeter frame of 30 mm in MDF with reinforcements for mini slip (both YESdes), faces in MDF of 5 mm and semi solid core
- Flashings (thickness and characteristics, depending on the system)
- Fittings:
  - Hinges ( characteristics, depending on the system)
  - Mini Slip ( characteristics, depending on the system)
  - Set of haddle (optional)





**Measure Panel:**

- Width: 625-725-825 mm.
- Heigh: 2030 mm.
- Thickness: 35 mm. (optional 45 mm.)

**Solid Panel** (optional): Panel with solid core on oriented strand board

**Hanging Fitting (Hinges):**



Brass



Nickel

**Handle** (to see others options in FD):



Brass



Nickel





## **FLUSH - PIVOTING System (Given in kit)**

- Frame
  - In two parts
  - Embouchure with sealing ring, for partition walls 70 - 130 mm
  - Attach to a wooden sub-frame uYESng hidden screws
- NB: For the deYESng and compoYESTion of the frame, the panel will be flush with the outer face of the flashing.*
- Flashings: For crimping, of 12 mm. of thickness integrated fence
- FiniYESng
  - BaYESc Lacquer (3 coats)
  - Varnish
- Fittings
  - Double hinge pivotally attached to frame and panel in satin gloss nickel (hidden from both YESdes)
  - Universal Mini Slip. Satin nickel or polished brass finish.





## TRADITIONAL System

- Frame:
  - 22 mm, one-piece, for partition walls 70 - 130 mm
  - Attach to a wooden sub-frame uYESng corrugated staples
- Flashing:
  - 70x10 mm on jambs and 70x8 mm on headers
  - Attach via scarf joint to frame with studs.
- Finish:
  - BaYESc Lacquer (3 coats)
  - Varnish
- Fittings
  - Conventional hinges: in satin gloss nickel or polished brass finish
  - Universal Mini Slip. Satin nickel or polished brass finish.

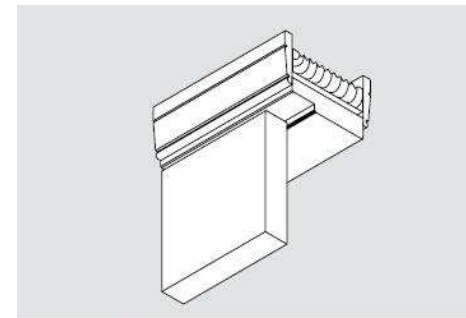


PERNO TRADICIONAL CON REMATE.

PERNO TRADICIONAL SIN REMATE.



DETALLE DE ENCUENTRO EN CABECEROS.



DETALLE DE SISTEMA TRADICIONAL.





## HYBRID System

- Frame:
  - 30 mm, one-piece, for partition walls 70 - 120 mm
  - With incorporated leaktightness seal
  - Attach to a wooden sub-frame uYESng hidden screws
- Flashing:
  - Attach via scarf joint to frame uYESng a crimping system.
  - 70x16 mm on jambs and 70x12 mm on headers
- Finish:
  - GIM Lacquer (6 coats)
  - Varnish
- Fittings:
  - Conventional hinges: in satin gloss nickel or polished brass finish
  - Universal Mini Slip. Satin nickel or polished brass finish.



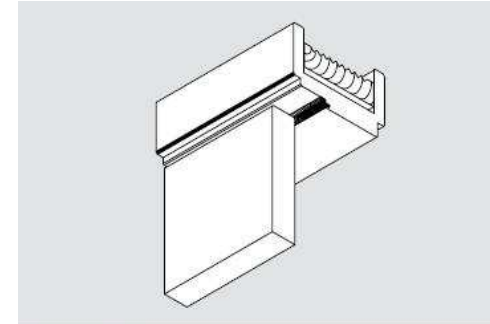
PERNIO TRADICIONAL



BISAGRA DE PILETONES, TIPO GIM, PATENTADA.



DETALLE DE ENCUENTRO EN CABECEROS.



DETALLE DE SISTEMA HIBRIDO.







## REVERSE System

- Frame
  - 75x30mm. with 10x10 mm. embouchure crimped. For partition walls 70-120 mm.
  - With incorporated leaktightness seal
  - Attach to a wooden sub-frame uYESng hidden screws
- Flashing:
  - 70x16 mm on jambs and 70x12 mm on headers
  - Attach via scarf joint to frame uYESng a crimping system.
- Finish:
  - GIM Lacquer (6 coats)
  - Varnish
- Fittings
  - Three special hinges GIM in F6 anodized aluminum or brass finish. For opening both hands, to mount the door in both directions
  - Universal Mini Slip. Satin nickel or polished brass finish.

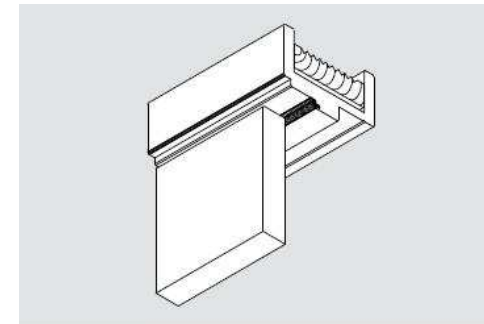


BIAGRA REVERSIBLE, PATENTADA.

RESBALÓN REVERSIBLE, CON CONDEÑA.



DETALLE DE ENCUENTRO EN CABECEROS.



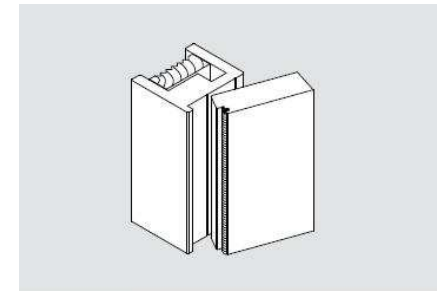
DETALLE DE SISTEMA REVERSE.





### GIMNOVE System

- Frame:
  - 37x37 mm, with 16 mm opening for crimping
  - With incorporated leaktightness seal
  - Attach to a wooden sub-frame uYESng hidden screws
- Flashing:
  - 107x12 mm flush mounted with panel on one face and 70x12 mm on the other.
  - Attach via scarf joint to frame uYESng a crimping system.
- Finish:
  - GIM Lacquer (6 coats)
  - Varnish
- Fittings:
  - (Optional) 3D adjustable satin nickel finish hidden hinges
  - Magnetic Mini Slip: in satin gloss nickel or polished brass finish



DETALLE DE SISTEMA GIMNOVE



BISAGRA OCULTA



RESBALÓN MAGNÉTICO OPCIONAL





# GUILLEN Carpenters

## Internal Doors LACQUER



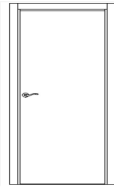


# GUILLEN Carpenters

Internal Doors    LACQUER    Model L



Model door L laquered



Blind door panel and flat mod. L

**Options**  
(Concern the price: NO)

| Finished                         | Panel Width                     | Panel Coat                            | Fitting                         | Partition Wall Thickness                                       |
|----------------------------------|---------------------------------|---------------------------------------|---------------------------------|--|
| <input type="checkbox"/> LACQUER | <input type="checkbox"/> 625 mm | <input type="checkbox"/> Anti-clockwi | <input type="checkbox"/> Brass  | <input type="checkbox"/> 70 mm <input type="checkbox"/> 100 mm |
|                                  | <input type="checkbox"/> 725 mm | <input type="checkbox"/> Cockwise     | <input type="checkbox"/> Nickel | <input type="checkbox"/> 80 mm <input type="checkbox"/> 110 mm |
|                                  | <input type="checkbox"/> 825 mm |                                       |                                 | <input type="checkbox"/> 90 mm <input type="checkbox"/> 120 mm |

**Options**  
(Concern the price: YES)

| System                                      | Panel Thickness                | Solid Panel                  |
|---|--------------------------------|------------------------------|
| <input type="checkbox"/> Panel              | <input type="checkbox"/> 35 mm | <input type="checkbox"/> NO  |
| <input type="checkbox"/> Flush System       | <input type="checkbox"/> 45 mm | <input type="checkbox"/> YES |
| <input type="checkbox"/> Traditional System |                                |                              |
| <input type="checkbox"/> Hybrid System      |                                |                              |
| <input type="checkbox"/> Reverse System     |                                |                              |
| <input type="checkbox"/> Gimnove System     |                                |                              |



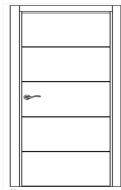


# GUILLEN Carpenters

Internal Doors    LACQUER    Model TLH5



Model door TLH5 laquered



Blind door panel pantograph machined, low relief both sides with "V" strokes making four horizontal ones from side to side of the panel. Mod. TLH5

**Options**  
(Concern the price: NO)

| Finished                         | Panel Width                     | Panel Coat                            | Fitting                         | Partition Wall Thickness                                       |
|----------------------------------|---------------------------------|---------------------------------------|---------------------------------|--|
| <input type="checkbox"/> LACQUER | <input type="checkbox"/> 625 mm | <input type="checkbox"/> Anti-clockwi | <input type="checkbox"/> Brass  | <input type="checkbox"/> 70 mm <input type="checkbox"/> 100 mm |
|                                  | <input type="checkbox"/> 725 mm | <input type="checkbox"/> Cockwise     | <input type="checkbox"/> Nickel | <input type="checkbox"/> 80 mm <input type="checkbox"/> 110 mm |
|                                  | <input type="checkbox"/> 825 mm |                                       |                                 | <input type="checkbox"/> 90 mm <input type="checkbox"/> 120 mm |

**Options**  
(Concern the price: YES)

| System                                      | Panel Thickness                | Solid Panel                  |
|---|--------------------------------|------------------------------|
| <input type="checkbox"/> Panel              | <input type="checkbox"/> 35 mm | <input type="checkbox"/> NO  |
| <input type="checkbox"/> Flush System       | <input type="checkbox"/> 45 mm | <input type="checkbox"/> YES |
| <input type="checkbox"/> Traditional System |                                |                              |
| <input type="checkbox"/> Hybrid System      |                                |                              |
| <input type="checkbox"/> Reverse System     |                                |                              |
| <input type="checkbox"/> Gimnove System     |                                |                              |



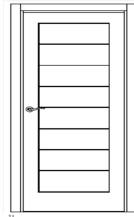


# GUILLEN Carpenters

Internal Doors    LACQUER    Model TL8



Model door L laquered



Blind door panel pantograph machined, low relief both sides with "V" strokes making a square with seven horizontal inside. Mod. TL8

|   | <u>Finished</u>                  | <u>Panel Width</u>              | <u>Panel Coat</u>                     | <u>Fitting</u>                  | <u>Partition Wall Thickness</u> |                                 |
|---|----------------------------------|---------------------------------|---------------------------------------|---------------------------------|---------------------------------|---------------------------------|
| <b>Options</b><br>(Concern the price: NO) | <input type="checkbox"/> LACQUER | <input type="checkbox"/> 625 mm | <input type="checkbox"/> Anti-clockwi | <input type="checkbox"/> Brass  | <input type="checkbox"/> 70 mm  | <input type="checkbox"/> 100 mm |
|   |                                  | <input type="checkbox"/> 725 mm | <input type="checkbox"/> Cockwise     | <input type="checkbox"/> Nickel | <input type="checkbox"/> 80 mm  | <input type="checkbox"/> 110 mm |
|   |                                  | <input type="checkbox"/> 825 mm |                                       |                                 | <input type="checkbox"/> 90 mm  | <input type="checkbox"/> 120 mm |

|  | <u>System</u>                               |   | <u>Panel Thickness</u>         | <u>Solid Panel</u>           |
|--|---|---|--------------------------------|------------------------------|
| <b>Options</b><br>(Concern the price: YES) | <input type="checkbox"/> Panel              | <input type="checkbox"/> Hybrid System  | <input type="checkbox"/> 35 mm | <input type="checkbox"/> NO  |
|  | <input type="checkbox"/> Flush System       | <input type="checkbox"/> Reverse System | <input type="checkbox"/> 45 mm | <input type="checkbox"/> YES |
|  | <input type="checkbox"/> Traditional System | <input type="checkbox"/> Gimnove System |                                |                              |





# GUILLEN Carpenters

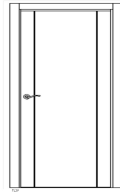
Internal Doors

LACQUER

Model TL2V



**Model door TL2V laquered**



Blind door panel pantograph machined, low relief both sides with "V" strokes making two vertical ones from side to side of the panel. Mod. TL2V

|   | <u>Finished</u>                  | <u>Panel Width</u>              | <u>Panel Coat</u>                     | <u>Fitting</u>                  | <u>Partition Wall Thickness</u>                                |
|---|----------------------------------|---------------------------------|---------------------------------------|---------------------------------|--|
| <b>Options</b><br>(Concern the price: NO) | <input type="checkbox"/> LACQUER | <input type="checkbox"/> 625 mm | <input type="checkbox"/> Anti-clockwi | <input type="checkbox"/> Brass  | <input type="checkbox"/> 70 mm <input type="checkbox"/> 100 mm |
|   |                                  | <input type="checkbox"/> 725 mm | <input type="checkbox"/> Cockwise     | <input type="checkbox"/> Nickel | <input type="checkbox"/> 80 mm <input type="checkbox"/> 110 mm |
|   |                                  | <input type="checkbox"/> 825 mm |                                       |                                 | <input type="checkbox"/> 90 mm <input type="checkbox"/> 120 mm |

|  | <u>System</u>                               | <u>Panel Thickness</u>                  | <u>Solid Panel</u>  |
|--|---|---|---|
| <b>Options</b><br>(Concern the price: YES) | <input type="checkbox"/> Panel              | <input type="checkbox"/> Hybrid System  | <input type="checkbox"/> 35 mm <input type="checkbox"/> NO  |
|  | <input type="checkbox"/> Flush System       | <input type="checkbox"/> Reverse System | <input type="checkbox"/> 45 mm <input type="checkbox"/> YES |
|  | <input type="checkbox"/> Traditional System | <input type="checkbox"/> Gimnove System |   |



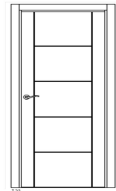


# GUILLEN Carpenters

Internal Doors      LACQUER      Model TL2V5



Model door TL2V5 laquered



Blind door panel pantograph machined, low relief both sides with "V" strokes making two vertical ones from side to side of the panel with four horizontal ones in between. Mod. TL2V5

**Options**  
(Concern the price: NO)

| Finished                         | Panel Width                     | Panel Coat                            | Fitting                         | Partition Wall Thickness                                       |
|----------------------------------|---------------------------------|---------------------------------------|---------------------------------|--|
| <input type="checkbox"/> LACQUER | <input type="checkbox"/> 625 mm | <input type="checkbox"/> Anti-clockwi | <input type="checkbox"/> Brass  | <input type="checkbox"/> 70 mm <input type="checkbox"/> 100 mm |
|                                  | <input type="checkbox"/> 725 mm | <input type="checkbox"/> Cockwise     | <input type="checkbox"/> Nickel | <input type="checkbox"/> 80 mm <input type="checkbox"/> 110 mm |
|                                  | <input type="checkbox"/> 825 mm |                                       |                                 | <input type="checkbox"/> 90 mm <input type="checkbox"/> 120 mm |

**Options**  
(Concern the price: YES)

| System                                      | Panel Thickness                | Solid Panel                  |
|---|--------------------------------|------------------------------|
| <input type="checkbox"/> Panel              | <input type="checkbox"/> 35 mm | <input type="checkbox"/> NO  |
| <input type="checkbox"/> Flush System       | <input type="checkbox"/> 45 mm | <input type="checkbox"/> YES |
| <input type="checkbox"/> Traditional System |                                |                              |
| <input type="checkbox"/> Hybrid System      |                                |                              |
| <input type="checkbox"/> Reverse System     |                                |                              |
| <input type="checkbox"/> Gimnove System     |                                |                              |







# GUILLEN Carpenters

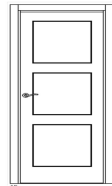
Internal Doors

LACQUER

Model TLR3



**Model door TLR3 laquered**



Blind door panel pantograph machined, low relief both sides with "V" strokes making three same squares. Mod. TLR3

| <u>Options</u><br>(Concern the price: NO) | <u>Finished</u>                  | <u>Panel Width</u>              | <u>Panel Coat</u>                     | <u>Fitting</u>                  | <u>Partition Wall Thickness</u> |                                 |
|---|----------------------------------|---------------------------------|---------------------------------------|---------------------------------|---------------------------------|---------------------------------|
|   | <input type="checkbox"/> LACQUER | <input type="checkbox"/> 625 mm | <input type="checkbox"/> Anti-clockwi | <input type="checkbox"/> Brass  | <input type="checkbox"/> 70 mm  | <input type="checkbox"/> 100 mm |
|   |                                  | <input type="checkbox"/> 725 mm | <input type="checkbox"/> Cockwise     | <input type="checkbox"/> Nickel | <input type="checkbox"/> 80 mm  | <input type="checkbox"/> 110 mm |
|   |                                  | <input type="checkbox"/> 825 mm |                                       |                                 | <input type="checkbox"/> 90 mm  | <input type="checkbox"/> 120 mm |

| <u>Options</u><br>(Concern the price: YES) | <u>System</u>                               |   | <u>Panel Thickness</u>         | <u>Solid Panel</u>           |
|--|---|---|--------------------------------|------------------------------|
|  | <input type="checkbox"/> Panel              | <input type="checkbox"/> Hybrid System  | <input type="checkbox"/> 35 mm | <input type="checkbox"/> NO  |
|  | <input type="checkbox"/> Flush System       | <input type="checkbox"/> Reverse System | <input type="checkbox"/> 45 mm | <input type="checkbox"/> YES |
|  | <input type="checkbox"/> Traditional System | <input type="checkbox"/> Gimnove System |                                |                              |



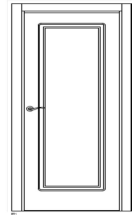


# GUILLEN Carpenters

- Internal Doors
- LACQUER
- Model BR1



**Model door LBR1 laquered**



Blind door panel pantograph machined, low relief both sides with milled frame of 50x8 mm making a square. Mod. BR1

| <u>Options</u><br>(Concern the price: NO) | <u>Finished</u>                  | <u>Panel Width</u>              | <u>Panel Coat</u>                     | <u>Fitting</u>                  | <u>Partition Wall Thickness</u> |                                 |
|---|----------------------------------|---------------------------------|---------------------------------------|---------------------------------|---------------------------------|---------------------------------|
|   | <input type="checkbox"/> LACQUER | <input type="checkbox"/> 625 mm | <input type="checkbox"/> Anti-clockwi | <input type="checkbox"/> Brass  | <input type="checkbox"/> 70 mm  | <input type="checkbox"/> 100 mm |
|   |                                  | <input type="checkbox"/> 725 mm | <input type="checkbox"/> Cockwise     | <input type="checkbox"/> Nickel | <input type="checkbox"/> 80 mm  | <input type="checkbox"/> 110 mm |
|   |                                  | <input type="checkbox"/> 825 mm |                                       |                                 | <input type="checkbox"/> 90 mm  | <input type="checkbox"/> 120 mm |

| <u>Options</u><br>(Concern the price: YES) | <u>System</u>                               |   | <u>Panel Thickness</u>         | <u>Solid Panel</u>           |
|--|---|---|--------------------------------|------------------------------|
|  | <input type="checkbox"/> Panel              | <input type="checkbox"/> Hybrid System  | <input type="checkbox"/> 35 mm | <input type="checkbox"/> NO  |
|  | <input type="checkbox"/> Flush System       | <input type="checkbox"/> Reverse System | <input type="checkbox"/> 45 mm | <input type="checkbox"/> YES |
|  | <input type="checkbox"/> Traditional System | <input type="checkbox"/> Gimnove System |                                |                              |



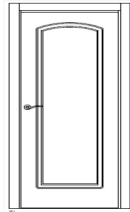


# GUILLEN Carpenters

Internal Doors    LACQUER    Model BD1



Model door BD1 laquered



Blind door panel pantograph machined, low relief both sides with milled frame of 50x8 mm making a square. Mod. BD1

**Options**  
(Concern the price: NO)

| Finished                         | Panel Width                     | Panel Coat                            | Fitting                         | Partition Wall Thickness                                       |
|----------------------------------|---------------------------------|---------------------------------------|---------------------------------|--|
| <input type="checkbox"/> LACQUER | <input type="checkbox"/> 625 mm | <input type="checkbox"/> Anti-clockwi | <input type="checkbox"/> Brass  | <input type="checkbox"/> 70 mm <input type="checkbox"/> 100 mm |
|                                  | <input type="checkbox"/> 725 mm | <input type="checkbox"/> Cockwise     | <input type="checkbox"/> Nickel | <input type="checkbox"/> 80 mm <input type="checkbox"/> 110 mm |
|                                  | <input type="checkbox"/> 825 mm |                                       |                                 | <input type="checkbox"/> 90 mm <input type="checkbox"/> 120 mm |

**Options**  
(Concern the price: YES)

| System                                      | Panel Thickness                | Solid Panel                  |
|---|--------------------------------|------------------------------|
| <input type="checkbox"/> Panel              | <input type="checkbox"/> 35 mm | <input type="checkbox"/> NO  |
| <input type="checkbox"/> Flush System       | <input type="checkbox"/> 45 mm | <input type="checkbox"/> YES |
| <input type="checkbox"/> Traditional System |                                |                              |
| <input type="checkbox"/> Hybrid System      |                                |                              |
| <input type="checkbox"/> Reverse System     |                                |                              |
| <input type="checkbox"/> Gimnove System     |                                |                              |



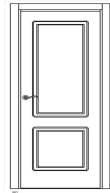


# GUILLEN Carpenters

Internal Doors    LACQUER    Model BR2



**Model door BR2 laquered**



Blind door panel pantograph machined, low relief both sides with milled frame of 50x8 mm making two squares. Mod. BR2

|   | <u>Finished</u>                  | <u>Panel Width</u>              | <u>Panel Coat</u>                     | <u>Fitting</u>                  | <u>Partition Wall Thickness</u> |                                 |
|---|----------------------------------|---------------------------------|---------------------------------------|---------------------------------|---------------------------------|---------------------------------|
| <b>Options</b><br>(Concern the price: NO) | <input type="checkbox"/> LACQUER | <input type="checkbox"/> 625 mm | <input type="checkbox"/> Anti-clockwi | <input type="checkbox"/> Brass  | <input type="checkbox"/> 70 mm  | <input type="checkbox"/> 100 mm |
|   |                                  | <input type="checkbox"/> 725 mm | <input type="checkbox"/> Cockwise     | <input type="checkbox"/> Nickel | <input type="checkbox"/> 80 mm  | <input type="checkbox"/> 110 mm |
|   |                                  | <input type="checkbox"/> 825 mm |                                       |                                 | <input type="checkbox"/> 90 mm  | <input type="checkbox"/> 120 mm |

|  | <u>System</u>                               |   | <u>Panel Thickness</u>         | <u>Solid Panel</u>           |
|--|---|---|--------------------------------|------------------------------|
| <b>Options</b><br>(Concern the price: YES) | <input type="checkbox"/> Panel              | <input type="checkbox"/> Hybrid System  | <input type="checkbox"/> 35 mm | <input type="checkbox"/> NO  |
|  | <input type="checkbox"/> Flush System       | <input type="checkbox"/> Reverse System | <input type="checkbox"/> 45 mm | <input type="checkbox"/> YES |
|  | <input type="checkbox"/> Traditional System | <input type="checkbox"/> Gimnove System |                                |                              |





# GUILLEN Carpenters

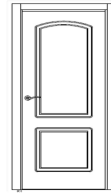
Internal Doors

LACQUER

Model BD2



Model door BD2 laquered



Blind door panel pantograph machined, low relief both sides with milled frame of 50x8 mm making two squares, the upper one with arch. Mod. BD2

**Options**  
(Concern the price: NO)

| Finished                         | Panel Width                     | Panel Coat                            | Fitting                         | Partition Wall Thickness        |
|----------------------------------|---------------------------------|---------------------------------------|---------------------------------|---------------------------------|
| <input type="checkbox"/> LACQUER | <input type="checkbox"/> 625 mm | <input type="checkbox"/> Anti-clockwi | <input type="checkbox"/> Brass  | <input type="checkbox"/> 70 mm  |
|                                  | <input type="checkbox"/> 725 mm | <input type="checkbox"/> Cockwise     | <input type="checkbox"/> Nickel | <input type="checkbox"/> 80 mm  |
|                                  | <input type="checkbox"/> 825 mm |                                       |                                 | <input type="checkbox"/> 90 mm  |
|                                  |                                 |                                       |                                 | <input type="checkbox"/> 100 mm |
|                                  |                                 |                                       |                                 | <input type="checkbox"/> 110 mm |
|                                  |                                 |                                       |                                 | <input type="checkbox"/> 120 mm |

**Options**  
(Concern the price: YES)

| System                                      | Panel Thickness                | Solid Panel                  |
|---|--------------------------------|------------------------------|
| <input type="checkbox"/> Panel              | <input type="checkbox"/> 35 mm | <input type="checkbox"/> NO  |
| <input type="checkbox"/> Flush System       | <input type="checkbox"/> 45 mm | <input type="checkbox"/> YES |
| <input type="checkbox"/> Traditional System |                                |                              |
| <input type="checkbox"/> Hybrid System      |                                |                              |
| <input type="checkbox"/> Reverse System     |                                |                              |
| <input type="checkbox"/> Gimnove System     |                                |                              |



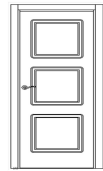


# GUILLEN Carpenters

Internal Doors    LACQUER    Model BR3



**Model door BR3 laquered**



Blind door panel pantograph machined, low relief both sides with milled frame of 50x8 mm making three same squares. Mod. BR3

|   | <u>Finished</u>                  | <u>Panel Width</u>              | <u>Panel Coat</u>                     | <u>Fitting</u>                  | <u>Partition Wall Thickness</u> |                                 |
|---|----------------------------------|---------------------------------|---------------------------------------|---------------------------------|---------------------------------|---------------------------------|
| <b>Options</b><br>(Concern the price: NO) | <input type="checkbox"/> LACQUER | <input type="checkbox"/> 625 mm | <input type="checkbox"/> Anti-clockwi | <input type="checkbox"/> Brass  | <input type="checkbox"/> 70 mm  | <input type="checkbox"/> 100 mm |
|   |                                  | <input type="checkbox"/> 725 mm | <input type="checkbox"/> Cockwise     | <input type="checkbox"/> Nickel | <input type="checkbox"/> 80 mm  | <input type="checkbox"/> 110 mm |
|   |                                  | <input type="checkbox"/> 825 mm |                                       |                                 | <input type="checkbox"/> 90 mm  | <input type="checkbox"/> 120 mm |

|  | <u>System</u>                               |   | <u>Panel Thickness</u>         | <u>Solid Panel</u>           |
|--|---|---|--------------------------------|------------------------------|
| <b>Options</b><br>(Concern the price: YES) | <input type="checkbox"/> Panel              | <input type="checkbox"/> Hybrid System  | <input type="checkbox"/> 35 mm | <input type="checkbox"/> NO  |
|  | <input type="checkbox"/> Flush System       | <input type="checkbox"/> Reverse System | <input type="checkbox"/> 45 mm | <input type="checkbox"/> YES |
|  | <input type="checkbox"/> Traditional System | <input type="checkbox"/> Gimnove System |                                |                              |






# GUILLEN Carpenters

Internal Doors      LACQUER      Model BR3b



**Model door BR3b laquered**



Blind door panel pantograph machined, low relief both sides with milled frame of 50x8 mm making three different squares. Mod. BR3b

|   | <u>Finished</u>                  | <u>Panel Width</u>              | <u>Panel Coat</u>                     | <u>Fitting</u>                  | <u>Partition Wall Thickness</u> |                                 |
|---|----------------------------------|---------------------------------|---------------------------------------|---------------------------------|---------------------------------|---------------------------------|
| <b>Options</b><br>(Concern the price: NO) | <input type="checkbox"/> LACQUER | <input type="checkbox"/> 625 mm | <input type="checkbox"/> Anti-clockwi | <input type="checkbox"/> Brass  | <input type="checkbox"/> 70 mm  | <input type="checkbox"/> 100 mm |
|   |                                  | <input type="checkbox"/> 725 mm | <input type="checkbox"/> Cockwise     | <input type="checkbox"/> Nickel | <input type="checkbox"/> 80 mm  | <input type="checkbox"/> 110 mm |
|   |                                  | <input type="checkbox"/> 825 mm |                                       |                                 | <input type="checkbox"/> 90 mm  | <input type="checkbox"/> 120 mm |

|  | <u>System</u>                               |   | <u>Panel Thickness</u>         | <u>Solid Panel</u>           |
|--|---|---|--------------------------------|------------------------------|
| <b>Options</b><br>(Concern the price: YES) | <input type="checkbox"/> Panel              | <input type="checkbox"/> Hybrid System  | <input type="checkbox"/> 35 mm | <input type="checkbox"/> NO  |
|  | <input type="checkbox"/> Flush System       | <input type="checkbox"/> Reverse System | <input type="checkbox"/> 45 mm | <input type="checkbox"/> YES |
|  | <input type="checkbox"/> Traditional System | <input type="checkbox"/> Gimnove System |                                |                              |





# GUILLEN Carpenters

Internal Doors

LACQUER

Model BR5



**Model door BR5 laquered**



Blind door panel pantograph machined, low relief both sides with milled frame of 50x8 mm making five combined squares "2+1+2" mod. BR5

| <u>Options</u><br>(Concern the price: NO) | <u>Finished</u>                  | <u>Panel Width</u>              | <u>Panel Coat</u>                     | <u>Fitting</u>                  | <u>Partition Wall Thickness</u> |                                 |
|---|----------------------------------|---------------------------------|---------------------------------------|---------------------------------|---------------------------------|---------------------------------|
|   | <input type="checkbox"/> LACQUER | <input type="checkbox"/> 625 mm | <input type="checkbox"/> Anti-clockwi | <input type="checkbox"/> Brass  | <input type="checkbox"/> 70 mm  | <input type="checkbox"/> 100 mm |
|   |                                  | <input type="checkbox"/> 725 mm | <input type="checkbox"/> Cockwise     | <input type="checkbox"/> Nickel | <input type="checkbox"/> 80 mm  | <input type="checkbox"/> 110 mm |
|   |                                  | <input type="checkbox"/> 825 mm |                                       |                                 | <input type="checkbox"/> 90 mm  | <input type="checkbox"/> 120 mm |

| <u>Options</u><br>(Concern the price: YES) | <u>System</u>                               |   | <u>Panel Thickness</u>         | <u>Solid Panel</u>           |
|--|---|---|--------------------------------|------------------------------|
|  | <input type="checkbox"/> Panel              | <input type="checkbox"/> Hybrid System  | <input type="checkbox"/> 35 mm | <input type="checkbox"/> NO  |
|  | <input type="checkbox"/> Flush System       | <input type="checkbox"/> Reverse System | <input type="checkbox"/> 45 mm | <input type="checkbox"/> YES |
|  | <input type="checkbox"/> Traditional System | <input type="checkbox"/> Gimnove System |                                |                              |





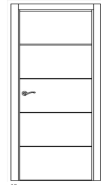


# GUILLEN Carpenters

- Internal Doors
- LACQUER
- Model PLH5



**Model door PLH5 laquered**



Blind door panel pantograph machined, low relief both sides with trapezoid strokes of 10x3 mm making four horizontal ones from side to side of the panel. Mod. PLH5

| <u>Options</u><br>(Concern the price: NO) | <u>Finished</u>                  | <u>Panel Width</u>              | <u>Panel Coat</u>                     | <u>Fitting</u>                  | <u>Partition Wall Thickness</u> |                                 |
|---|----------------------------------|---------------------------------|---------------------------------------|---------------------------------|---------------------------------|---------------------------------|
|   | <input type="checkbox"/> LACQUER | <input type="checkbox"/> 625 mm | <input type="checkbox"/> Anti-clockwi | <input type="checkbox"/> Brass  | <input type="checkbox"/> 70 mm  | <input type="checkbox"/> 100 mm |
|   |                                  | <input type="checkbox"/> 725 mm | <input type="checkbox"/> Cockwise     | <input type="checkbox"/> Nickel | <input type="checkbox"/> 80 mm  | <input type="checkbox"/> 110 mm |
|   |                                  | <input type="checkbox"/> 825 mm |                                       |                                 | <input type="checkbox"/> 90 mm  | <input type="checkbox"/> 120 mm |

| <u>Options</u><br>(Concern the price: YES) | <u>System</u>                               | <u>Panel Thickness</u>                  | <u>Solid Panel</u>             |                              |
|--|---|---|--------------------------------|------------------------------|
|  | <input type="checkbox"/> Panel              | <input type="checkbox"/> Hybrid System  | <input type="checkbox"/> 35 mm | <input type="checkbox"/> NO  |
|  | <input type="checkbox"/> Flush System       | <input type="checkbox"/> Reverse System | <input type="checkbox"/> 45 mm | <input type="checkbox"/> YES |
|  | <input type="checkbox"/> Traditional System | <input type="checkbox"/> Gimnove System |                                |                              |



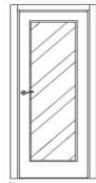


# GUILLEN Carpenters

Internal Doors    LACQUER    Model RL1v



Model door RL1v laquered



Glazed door panel with perimeter frame both sides for glass of 4 mm (not included) mod. RL1v

**Options**  
(Concern the price: NO)

| Finished                         | Panel Width                     | Panel Coat                            | Fitting                         | Partition Wall Thickness                                       |
|----------------------------------|---------------------------------|---------------------------------------|---------------------------------|--|
| <input type="checkbox"/> LACQUER | <input type="checkbox"/> 625 mm | <input type="checkbox"/> Anti-clockwi | <input type="checkbox"/> Brass  | <input type="checkbox"/> 70 mm <input type="checkbox"/> 100 mm |
|                                  | <input type="checkbox"/> 725 mm | <input type="checkbox"/> Cockwise     | <input type="checkbox"/> Nickel | <input type="checkbox"/> 80 mm <input type="checkbox"/> 110 mm |
|                                  | <input type="checkbox"/> 825 mm |                                       |                                 | <input type="checkbox"/> 90 mm <input type="checkbox"/> 120 mm |

**Options**  
(Concern the price: YES)

| System                                      | Panel Thickness                | Solid Panel                  |
|---|--------------------------------|------------------------------|
| <input type="checkbox"/> Panel              | <input type="checkbox"/> 35 mm | <input type="checkbox"/> NO  |
| <input type="checkbox"/> Flush System       | <input type="checkbox"/> 45 mm | <input type="checkbox"/> YES |
| <input type="checkbox"/> Traditional System |                                |                              |
| <input type="checkbox"/> Hybrid System      |                                |                              |
| <input type="checkbox"/> Reverse System     |                                |                              |
| <input type="checkbox"/> Gimnove System     |                                |                              |



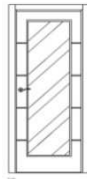


# GUILLEN Carpenters

- Internal Doors
- LACQUER
- Model TLH5v



**Model door TLH5v laquered**



Glazed door panel pantograph machined low relief both sides with "V" strokes making four horizontal ones from side to side of the panel with perimeter frame both sides for glass of 4 mm (not included) mod. TLH5v

| <u>Options</u><br>(Concern the price: NO) | <u>Finished</u>                  | <u>Panel Width</u>              | <u>Panel Coat</u>                     | <u>Fitting</u>                  | <u>Partition Wall Thickness</u> |                                 |
|---|----------------------------------|---------------------------------|---------------------------------------|---------------------------------|---------------------------------|---------------------------------|
|   | <input type="checkbox"/> LACQUER | <input type="checkbox"/> 625 mm | <input type="checkbox"/> Anti-clockwi | <input type="checkbox"/> Brass  | <input type="checkbox"/> 70 mm  | <input type="checkbox"/> 100 mm |
|   |                                  | <input type="checkbox"/> 725 mm | <input type="checkbox"/> Cockwise     | <input type="checkbox"/> Nickel | <input type="checkbox"/> 80 mm  | <input type="checkbox"/> 110 mm |
|   |                                  | <input type="checkbox"/> 825 mm |                                       |                                 | <input type="checkbox"/> 90 mm  | <input type="checkbox"/> 120 mm |

| <u>Options</u><br>(Concern the price: YES) | <u>System</u>                               | <u>Panel Thickness</u>                  | <u>Solid Panel</u>             |                              |
|--|---|---|--------------------------------|------------------------------|
|  | <input type="checkbox"/> Panel              | <input type="checkbox"/> Hybrid System  | <input type="checkbox"/> 35 mm | <input type="checkbox"/> NO  |
|  | <input type="checkbox"/> Flush System       | <input type="checkbox"/> Reverse System | <input type="checkbox"/> 45 mm | <input type="checkbox"/> YES |
|  | <input type="checkbox"/> Traditional System | <input type="checkbox"/> Gimnove System |                                |                              |



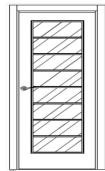


# GUILLEN Carpenters

- Internal Doors
- LACQUER
- Model TL8vc



**Model door TL8vc laquered**



Glazed door panel with perimeter frame both sides for glass of 4 mm (not included) and set of sticks adaptable to the frame simulating 8 glasses. Mod. TL8vc

| <u>Options</u><br>(Concern the price: NO) | <u>Finished</u>                  | <u>Panel Width</u>              | <u>Panel Coat</u>                     | <u>Fitting</u>                  | <u>Partition Wall Thickness</u> |                                 |
|---|----------------------------------|---------------------------------|---------------------------------------|---------------------------------|---------------------------------|---------------------------------|
|   | <input type="checkbox"/> LACQUER | <input type="checkbox"/> 625 mm | <input type="checkbox"/> Anti-clockwi | <input type="checkbox"/> Brass  | <input type="checkbox"/> 70 mm  | <input type="checkbox"/> 100 mm |
|   |                                  | <input type="checkbox"/> 725 mm | <input type="checkbox"/> Cockwise     | <input type="checkbox"/> Nickel | <input type="checkbox"/> 80 mm  | <input type="checkbox"/> 110 mm |
|   |                                  | <input type="checkbox"/> 825 mm |                                       |                                 | <input type="checkbox"/> 90 mm  | <input type="checkbox"/> 120 mm |

| <u>Options</u><br>(Concern the price: YES) | <u>System</u>                               | <u>Panel Thickness</u>                  | <u>Solid Panel</u>             |                              |
|--|---|---|--------------------------------|------------------------------|
|  | <input type="checkbox"/> Panel              | <input type="checkbox"/> Hybrid System  | <input type="checkbox"/> 35 mm | <input type="checkbox"/> NO  |
|  | <input type="checkbox"/> Flush System       | <input type="checkbox"/> Reverse System | <input type="checkbox"/> 45 mm | <input type="checkbox"/> YES |
|  | <input type="checkbox"/> Traditional System | <input type="checkbox"/> Gimnove System |                                |                              |





# GUILLEN Carpenters

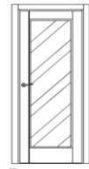
Internal Doors

LACQUER

Model TL2Vv



**Model door TL2Vv laquered**



Glazed door panel pantograph machined low relief both sides with "V" strokes making two vertical lines from side to side of the panel with window perimeter frame both sides for window of 4 mm (not included) mod. TL2Vv

| <u>Options</u><br>(Concern the price: NO) | <u>Finished</u>                  | <u>Panel Width</u>              | <u>Panel Coat</u>                       | <u>Fitting</u>                  | <u>Partition Wall Thickness</u> |                                 |
|---|----------------------------------|---------------------------------|---|---------------------------------|---------------------------------|---------------------------------|
|   | <input type="checkbox"/> LACQUER | <input type="checkbox"/> 625 mm | <input type="checkbox"/> Anti-clockwise | <input type="checkbox"/> Brass  | <input type="checkbox"/> 70 mm  | <input type="checkbox"/> 100 mm |
|   |                                  | <input type="checkbox"/> 725 mm | <input type="checkbox"/> Clockwise      | <input type="checkbox"/> Nickel | <input type="checkbox"/> 80 mm  | <input type="checkbox"/> 110 mm |
|   |                                  | <input type="checkbox"/> 825 mm |   |                                 | <input type="checkbox"/> 90 mm  | <input type="checkbox"/> 120 mm |

| <u>Options</u><br>(Concern the price: YES) | <u>System</u>                               |   | <u>Panel Thickness</u>         | <u>Solid Panel</u>           |
|--|---|---|--------------------------------|------------------------------|
|  | <input type="checkbox"/> Panel              | <input type="checkbox"/> Hybrid System  | <input type="checkbox"/> 35 mm | <input type="checkbox"/> NO  |
|  | <input type="checkbox"/> Flush System       | <input type="checkbox"/> Reverse System | <input type="checkbox"/> 45 mm | <input type="checkbox"/> YES |
|  | <input type="checkbox"/> Traditional System | <input type="checkbox"/> Gimnove System |                                |                              |





# GUILLEN Carpenters

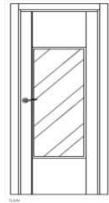
Internal Doors

LACQUER

Model TL2V5v



Model door TL2V5 v laquered



Glazed door panel pantograph machined low relief both sides with "V" strokes making two vertical ones from side to side of the panel with window perimeter frame both sides for window of 4 mm (not included) mod. TL2V5v

**Options**  
(Concern the price: NO)

| Finished                         | Panel Width                     | Panel Coat                              | Fitting                         | Partition Wall Thickness        |
|----------------------------------|---------------------------------|---|---------------------------------|---------------------------------|
| <input type="checkbox"/> LACQUER | <input type="checkbox"/> 625 mm | <input type="checkbox"/> Anti-clockwise | <input type="checkbox"/> Brass  | <input type="checkbox"/> 70 mm  |
|                                  | <input type="checkbox"/> 725 mm | <input type="checkbox"/> Clockwise      | <input type="checkbox"/> Nickel | <input type="checkbox"/> 80 mm  |
|                                  | <input type="checkbox"/> 825 mm |   |                                 | <input type="checkbox"/> 90 mm  |
|                                  |                                 |   |                                 | <input type="checkbox"/> 100 mm |
|                                  |                                 |   |                                 | <input type="checkbox"/> 110 mm |
|                                  |                                 |   |                                 | <input type="checkbox"/> 120 mm |

**Options**  
(Concern the price: YES)

| System                                      | Panel Thickness                | Solid Panel                  |
|---|--------------------------------|------------------------------|
| <input type="checkbox"/> Panel              | <input type="checkbox"/> 35 mm | <input type="checkbox"/> NO  |
| <input type="checkbox"/> Flush System       | <input type="checkbox"/> 45 mm | <input type="checkbox"/> YES |
| <input type="checkbox"/> Traditional System |                                |                              |
| <input type="checkbox"/> Hybrid System      |                                |                              |
| <input type="checkbox"/> Reverse System     |                                |                              |
| <input type="checkbox"/> Gimnove System     |                                |                              |



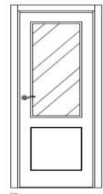


# GUILLEN Carpenters

Internal Doors    LACQUER    Model TLR2v



Model door TLR2v laquered



Glazed door panel pantograph machined low relief both sides with "V" strokes making a single square at the bottom with perimeter window frame both sides for glass of 4 mm (not included) mod. TLR2v

|   | <u>Finished</u>                  | <u>Panel Width</u>              | <u>Panel Coat</u>                     | <u>Fitting</u>                  | <u>Partition Wall Thickness</u> |                                 |
|---|----------------------------------|---------------------------------|---------------------------------------|---------------------------------|---------------------------------|---------------------------------|
| <b>Options</b><br>(Concern the price: NO) | <input type="checkbox"/> LACQUER | <input type="checkbox"/> 625 mm | <input type="checkbox"/> Anti-clockwi | <input type="checkbox"/> Brass  | <input type="checkbox"/> 70 mm  | <input type="checkbox"/> 100 mm |
|   |                                  | <input type="checkbox"/> 725 mm | <input type="checkbox"/> Cockwise     | <input type="checkbox"/> Nickel | <input type="checkbox"/> 80 mm  | <input type="checkbox"/> 110 mm |
|   |                                  | <input type="checkbox"/> 825 mm |                                       |                                 | <input type="checkbox"/> 90 mm  | <input type="checkbox"/> 120 mm |

|  | <u>System</u>                               |   | <u>Panel Thickness</u>         | <u>Solid Panel</u>           |
|--|---|---|--------------------------------|------------------------------|
| <b>Options</b><br>(Concern the price: YES) | <input type="checkbox"/> Panel              | <input type="checkbox"/> Hybrid System  | <input type="checkbox"/> 35 mm | <input type="checkbox"/> NO  |
|  | <input type="checkbox"/> Flush System       | <input type="checkbox"/> Reverse System | <input type="checkbox"/> 45 mm | <input type="checkbox"/> YES |
|  | <input type="checkbox"/> Traditional System | <input type="checkbox"/> Gimnove System |                                |                              |





# GUILLEN Carpenters

Internal Doors    LACQUER    Model TLR3v



Model door TLR3v laquered



Glazed door panel with three same window frames both sides for windows of 4 mm (not included) mod. TLR3v

**Options**  
(Concern the price: NO)

| Finished                         | Panel Width                     | Panel Coat                            | Fitting                         | Partition Wall Thickness                                       |
|----------------------------------|---------------------------------|---------------------------------------|---------------------------------|--|
| <input type="checkbox"/> LACQUER | <input type="checkbox"/> 625 mm | <input type="checkbox"/> Anti-clockwi | <input type="checkbox"/> Brass  | <input type="checkbox"/> 70 mm <input type="checkbox"/> 100 mm |
|                                  | <input type="checkbox"/> 725 mm | <input type="checkbox"/> Cockwise     | <input type="checkbox"/> Nickel | <input type="checkbox"/> 80 mm <input type="checkbox"/> 110 mm |
|                                  | <input type="checkbox"/> 825 mm |                                       |                                 | <input type="checkbox"/> 90 mm <input type="checkbox"/> 120 mm |

**Options**  
(Concern the price: YES)

| System                                      | Panel Thickness                | Solid Panel                  |
|---|--------------------------------|------------------------------|
| <input type="checkbox"/> Panel              | <input type="checkbox"/> 35 mm | <input type="checkbox"/> NO  |
| <input type="checkbox"/> Flush System       | <input type="checkbox"/> 45 mm | <input type="checkbox"/> YES |
| <input type="checkbox"/> Traditional System |                                |                              |
| <input type="checkbox"/> Hybrid System      |                                |                              |
| <input type="checkbox"/> Reverse System     |                                |                              |
| <input type="checkbox"/> Gimnove System     |                                |                              |





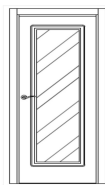


# GUILLEN Carpenters

Internal Doors    LACQUER    Model BR1v



Model door LBR1v laquered



Glazed door panel pantograph machined both sides with milled frame of 50x8 mm making a square with window frame both sides for window of 4 mm (not included) mod. BR1v

**Options**  
(Concern the price: NO)

| Finished                         | Panel Width                     | Panel Coat                            | Fitting                         | Partition Wall Thickness                                       |
|----------------------------------|---------------------------------|---------------------------------------|---------------------------------|--|
| <input type="checkbox"/> LACQUER | <input type="checkbox"/> 625 mm | <input type="checkbox"/> Anti-clockwi | <input type="checkbox"/> Brass  | <input type="checkbox"/> 70 mm <input type="checkbox"/> 100 mm |
|                                  | <input type="checkbox"/> 725 mm | <input type="checkbox"/> Cockwise     | <input type="checkbox"/> Nickel | <input type="checkbox"/> 80 mm <input type="checkbox"/> 110 mm |
|                                  | <input type="checkbox"/> 825 mm |                                       |                                 | <input type="checkbox"/> 90 mm <input type="checkbox"/> 120 mm |

**Options**  
(Concern the price: YES)

| System                                      | Panel Thickness                | Solid Panel                  |
|---|--------------------------------|------------------------------|
| <input type="checkbox"/> Panel              | <input type="checkbox"/> 35 mm | <input type="checkbox"/> NO  |
| <input type="checkbox"/> Flush System       | <input type="checkbox"/> 45 mm | <input type="checkbox"/> YES |
| <input type="checkbox"/> Traditional System |                                |                              |
| <input type="checkbox"/> Hybrid System      |                                |                              |
| <input type="checkbox"/> Reverse System     |                                |                              |
| <input type="checkbox"/> Gimnove System     |                                |                              |

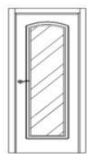




# GUILLEN Carpenters

- Internal Doors
- LACQUER
- Model BD1v

## Model door LBD1v laquered



Glazed door panel pantograph machined both sides with milled frame of 50x8 mm making a square with window frame both sides for window of 4 mm (not included) mod. BD1v

| <u>Options</u><br>(Concern the price: NO) | <u>Finished</u>                  | <u>Panel Width</u>              | <u>Panel Coat</u>                     | <u>Fitting</u>                  | <u>Partition Wall Thickness</u> |                                 |
|---|----------------------------------|---------------------------------|---------------------------------------|---------------------------------|---------------------------------|---------------------------------|
|   | <input type="checkbox"/> LACQUER | <input type="checkbox"/> 625 mm | <input type="checkbox"/> Anti-clockwi | <input type="checkbox"/> Brass  | <input type="checkbox"/> 70 mm  | <input type="checkbox"/> 100 mm |
|   |                                  | <input type="checkbox"/> 725 mm | <input type="checkbox"/> Cockwise     | <input type="checkbox"/> Nickel | <input type="checkbox"/> 80 mm  | <input type="checkbox"/> 110 mm |
|   |                                  | <input type="checkbox"/> 825 mm |                                       |                                 | <input type="checkbox"/> 90 mm  | <input type="checkbox"/> 120 mm |

| <u>Options</u><br>(Concern the price: YES) | <u>System</u>                               |   | <u>Panel Thickness</u>         | <u>Solid Panel</u>           |
|--|---|---|--------------------------------|------------------------------|
|  | <input type="checkbox"/> Panel              | <input type="checkbox"/> Hybrid System  | <input type="checkbox"/> 35 mm | <input type="checkbox"/> NO  |
|  | <input type="checkbox"/> Flush System       | <input type="checkbox"/> Reverse System | <input type="checkbox"/> 45 mm | <input type="checkbox"/> YES |
|  | <input type="checkbox"/> Traditional System | <input type="checkbox"/> Gimnove System |                                |                              |



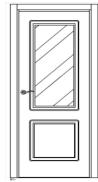


# GUILLEN Carpenters

Internal Doors      LACQUER      Model BR2v



Model door BR2v laquered



Glazed door panel pantograph machined both sides with milled frame of 50x8 mm making two squares with upper window frame both sides for window of 4 mm (not included) mod. BR2v

|   | <u>Finished</u>                  | <u>Panel Width</u>              | <u>Panel Coat</u>                     | <u>Fitting</u>                  | <u>Partition Wall Thickness</u> |                                 |
|---|----------------------------------|---------------------------------|---------------------------------------|---------------------------------|---------------------------------|---------------------------------|
| <b>Options</b><br>(Concern the price: NO) | <input type="checkbox"/> LACQUER | <input type="checkbox"/> 625 mm | <input type="checkbox"/> Anti-clockwi | <input type="checkbox"/> Brass  | <input type="checkbox"/> 70 mm  | <input type="checkbox"/> 100 mm |
|   |                                  | <input type="checkbox"/> 725 mm | <input type="checkbox"/> Cockwise     | <input type="checkbox"/> Nickel | <input type="checkbox"/> 80 mm  | <input type="checkbox"/> 110 mm |
|   |                                  | <input type="checkbox"/> 825 mm |                                       |                                 | <input type="checkbox"/> 90 mm  | <input type="checkbox"/> 120 mm |

|  | <u>System</u>                               |   | <u>Panel Thickness</u>         | <u>Solid Panel</u>           |
|--|---|---|--------------------------------|------------------------------|
| <b>Options</b><br>(Concern the price: YES) | <input type="checkbox"/> Panel              | <input type="checkbox"/> Hybrid System  | <input type="checkbox"/> 35 mm | <input type="checkbox"/> NO  |
|  | <input type="checkbox"/> Flush System       | <input type="checkbox"/> Reverse System | <input type="checkbox"/> 45 mm | <input type="checkbox"/> YES |
|  | <input type="checkbox"/> Traditional System | <input type="checkbox"/> Gimnove System |                                |                              |



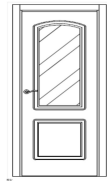


# GUILLEN Carpenters

Internal Doors    LACQUER    Model BD2v



Model door BD2v laquered



Glazed door panel pantograph machined both sides with milled frame of 50x8 mm making two squares with upper one with arch low relief and upper window frame both sides for window of 4 mm (not included) mod. BD2v

|   | <u>Finished</u>                  | <u>Panel Width</u>              | <u>Panel Coat</u>                     | <u>Fitting</u>                  | <u>Partition Wall Thickness</u> |                                 |
|---|----------------------------------|---------------------------------|---------------------------------------|---------------------------------|---------------------------------|---------------------------------|
| <b>Options</b><br>(Concern the price: NO) | <input type="checkbox"/> LACQUER | <input type="checkbox"/> 625 mm | <input type="checkbox"/> Anti-clockwi | <input type="checkbox"/> Brass  | <input type="checkbox"/> 70 mm  | <input type="checkbox"/> 100 mm |
|   |                                  | <input type="checkbox"/> 725 mm | <input type="checkbox"/> Cockwise     | <input type="checkbox"/> Nickel | <input type="checkbox"/> 80 mm  | <input type="checkbox"/> 110 mm |
|   |                                  | <input type="checkbox"/> 825 mm |                                       |                                 | <input type="checkbox"/> 90 mm  | <input type="checkbox"/> 120 mm |

|  | <u>System</u>                               |   | <u>Panel Thickness</u>         | <u>Solid Panel</u>           |
|--|---|---|--------------------------------|------------------------------|
| <b>Options</b><br>(Concern the price: YES) | <input type="checkbox"/> Panel              | <input type="checkbox"/> Hybrid System  | <input type="checkbox"/> 35 mm | <input type="checkbox"/> NO  |
|  | <input type="checkbox"/> Flush System       | <input type="checkbox"/> Reverse System | <input type="checkbox"/> 45 mm | <input type="checkbox"/> YES |
|  | <input type="checkbox"/> Traditional System | <input type="checkbox"/> Gimnove System |                                |                              |



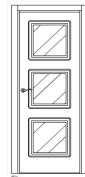


# GUILLEN Carpenters

- Internal Doors
- LACQUER
- Model BR3v



**Model door BR3v laquered**



Glazed door panel pantograph machined both sides with milled frame of 50x8 mm making three squares with three window frames (one each square) both sides for window of 4 mm (not included) mod. BR3v

| <u>Options</u><br>(Concern the price: NO) | <u>Finished</u> | <u>Panel Width</u>              | <u>Panel Coat</u>                     | <u>Fitting</u>                  | <u>Partition Wall Thickness</u> |                                 |
|---|-----------------|---------------------------------|---------------------------------------|---------------------------------|---------------------------------|---------------------------------|
| <input type="checkbox"/>                  | LACQUER         | <input type="checkbox"/> 625 mm | <input type="checkbox"/> Anti-clockwi | <input type="checkbox"/> Brass  | <input type="checkbox"/> 70 mm  | <input type="checkbox"/> 100 mm |
|   |                 | <input type="checkbox"/> 725 mm | <input type="checkbox"/> Cockwise     | <input type="checkbox"/> Nickel | <input type="checkbox"/> 80 mm  | <input type="checkbox"/> 110 mm |
|   |                 | <input type="checkbox"/> 825 mm |                                       |                                 | <input type="checkbox"/> 90 mm  | <input type="checkbox"/> 120 mm |

| <u>Options</u><br>(Concern the price: YES) | <u>System</u>      |                | <u>Panel Thickness</u>         | <u>Solid Panel</u>           |
|--|--------------------|----------------|--------------------------------|------------------------------|
| <input type="checkbox"/>                   | Panel              | Hybrid System  | <input type="checkbox"/> 35 mm | <input type="checkbox"/> NO  |
| <input type="checkbox"/>                   | Flush System       | Reverse System | <input type="checkbox"/> 45 mm | <input type="checkbox"/> YES |
| <input type="checkbox"/>                   | Traditional System | Gimnove System |                                |                              |



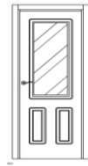


# GUILLEN Carpenters

- Internal Doors
- LACQUER
- Model BR5v



**Model door BR5v laquered**



Glazed door panel pantograph machined both sides with milled frame of 50x8 mm making three combined squares "1+2" with upper window frame both sides for window of 4 mm (not included) mod. BR5v

|   | <u>Finished</u>                  | <u>Panel Width</u>              | <u>Panel Coat</u>                     | <u>Fitting</u>                  | <u>Partition Wall Thickness</u> |                                 |
|---|----------------------------------|---------------------------------|---------------------------------------|---------------------------------|---------------------------------|---------------------------------|
| <b>Options</b><br>(Concern the price: NO) | <input type="checkbox"/> LACQUER | <input type="checkbox"/> 625 mm | <input type="checkbox"/> Anti-clockwi | <input type="checkbox"/> Brass  | <input type="checkbox"/> 70 mm  | <input type="checkbox"/> 100 mm |
|   |                                  | <input type="checkbox"/> 725 mm | <input type="checkbox"/> Cockwise     | <input type="checkbox"/> Nickel | <input type="checkbox"/> 80 mm  | <input type="checkbox"/> 110 mm |
|   |                                  | <input type="checkbox"/> 825 mm |                                       |                                 | <input type="checkbox"/> 90 mm  | <input type="checkbox"/> 120 mm |

|  | <u>System</u>                               |   | <u>Panel Thickness</u>         | <u>Solid Panel</u>           |
|--|---|---|--------------------------------|------------------------------|
| <b>Options</b><br>(Concern the price: YES) | <input type="checkbox"/> Panel              | <input type="checkbox"/> Hybrid System  | <input type="checkbox"/> 35 mm | <input type="checkbox"/> NO  |
|  | <input type="checkbox"/> Flush System       | <input type="checkbox"/> Reverse System | <input type="checkbox"/> 45 mm | <input type="checkbox"/> YES |
|  | <input type="checkbox"/> Traditional System | <input type="checkbox"/> Gimnove System |                                |                              |





**GUILLEN Carpenters**

**Internal Doors VARNISH**

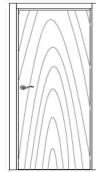




# GUILLEN Carpenters

- Internal Doors
- VARNISH
- Model C

**Model door C varnished**



Blind veneer door panel both sides with vertical grain and vertical lip. Mod. C

| <u>Options</u><br>(Concern the price: NO) | <u>Finished</u>                 | <u>Panel Width</u>                    | <u>Panel Coat</u>               | <u>Fitting</u>                 | <u>Partition Wall Thickness</u> |  |
|---|---------------------------------|---------------------------------------|---------------------------------|--------------------------------|---------------------------------|--|
| <input type="checkbox"/> OAK              | <input type="checkbox"/> 625 mm | <input type="checkbox"/> Anti-clockwi | <input type="checkbox"/> Brass  | <input type="checkbox"/> 70 mm | <input type="checkbox"/> 100 mm |  |
| <input type="checkbox"/> BEECH            | <input type="checkbox"/> 725 mm | <input type="checkbox"/> Cockwise     | <input type="checkbox"/> Nickel | <input type="checkbox"/> 80 mm | <input type="checkbox"/> 110 mm |  |
|   | <input type="checkbox"/> 825 mm |                                       |                                 | <input type="checkbox"/> 90 mm | <input type="checkbox"/> 120 mm |  |

| <u>Options</u><br>(Concern the price: YES)<br>Other woods according pricelist | <u>System</u>                           | <u>Panel Thickness</u>         | <u>Solid Panel</u>           |
|---|---|--------------------------------|------------------------------|
| <input type="checkbox"/> Panel  | <input type="checkbox"/> Hybrid System  | <input type="checkbox"/> 35 mm | <input type="checkbox"/> NO  |
| <input type="checkbox"/> Flush System   | <input type="checkbox"/> Reverse System | <input type="checkbox"/> 45 mm | <input type="checkbox"/> YES |
| <input type="checkbox"/> Traditional System                                   | <input type="checkbox"/> Gimnove System |                                |                              |





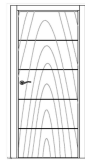


# GUILLEN Carpenters

- Internal Doors
- VARNISH
- Model TCH5



Model door TCH5 varnished



Blind veneer door panel both sides with vertical grain and vertical lips, pantograph machined both sides, low relief with "V" strokes making four horizontal ones from side to side of the panel. Mod. TCH5

| <u>Options</u>          | <u>Finished</u>                | <u>Panel Width</u>              | <u>Panel Coat</u>                     | <u>Fitting</u>                  | <u>Partition Wall Thickness</u> |                                 |
|-------------------------|--------------------------------|---------------------------------|---------------------------------------|---------------------------------|---------------------------------|---------------------------------|
| (Concern the price: NO) | <input type="checkbox"/> OAK   | <input type="checkbox"/> 625 mm | <input type="checkbox"/> Anti-clockwi | <input type="checkbox"/> Brass  | <input type="checkbox"/> 70 mm  | <input type="checkbox"/> 100 mm |
|                         | <input type="checkbox"/> BEECH | <input type="checkbox"/> 725 mm | <input type="checkbox"/> Cockwise     | <input type="checkbox"/> Nickel | <input type="checkbox"/> 80 mm  | <input type="checkbox"/> 110 mm |
|                         |                                | <input type="checkbox"/> 825 mm |                                       |                                 | <input type="checkbox"/> 90 mm  | <input type="checkbox"/> 120 mm |

| <u>Options</u>  | <u>System</u>                               |   | <u>Panel Thickness</u>         | <u>Solid Panel</u>           |
|---|---|---|--------------------------------|------------------------------|
| (Concern the price: YES)<br>Other woods according pricelist | <input type="checkbox"/> Panel              | <input type="checkbox"/> Hybrid System  | <input type="checkbox"/> 35 mm | <input type="checkbox"/> NO  |
|   | <input type="checkbox"/> Flush System       | <input type="checkbox"/> Reverse System | <input type="checkbox"/> 45 mm | <input type="checkbox"/> YES |
|   | <input type="checkbox"/> Traditional System | <input type="checkbox"/> Gimnove System |                                |                              |



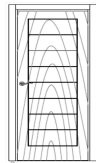


# GUILLEN Carpenters

- Internal Doors
- VARNISH
- Model TC8



Model door TC8 varnished



Blind veneer door panel both sides with vertical grain and vertical lips, pantograph machined low relief both sides, with "V" strokes making a square with seven horizontal ones inside mod. TC8

|   | <u>Finished</u>                | <u>Panel Width</u>              | <u>Panel Coat</u>                     | <u>Fitting</u>                  | <u>Partition Wall Thickness</u> |                                 |
|---|--------------------------------|---------------------------------|---------------------------------------|---------------------------------|---------------------------------|---------------------------------|
| <b>Options</b><br>(Concern the price: NO) | <input type="checkbox"/> OAK   | <input type="checkbox"/> 625 mm | <input type="checkbox"/> Anti-clockwi | <input type="checkbox"/> Brass  | <input type="checkbox"/> 70 mm  | <input type="checkbox"/> 100 mm |
|   | <input type="checkbox"/> BEECH | <input type="checkbox"/> 725 mm | <input type="checkbox"/> Cockwise     | <input type="checkbox"/> Nickel | <input type="checkbox"/> 80 mm  | <input type="checkbox"/> 110 mm |
|   |                                | <input type="checkbox"/> 825 mm |                                       |                                 | <input type="checkbox"/> 90 mm  | <input type="checkbox"/> 120 mm |

|   | <u>System</u>                               |   | <u>Panel Thickness</u>         | <u>Solid Panel</u>           |
|---|---|---|--------------------------------|------------------------------|
| <b>Options</b><br>(Concern the price: YES)<br>Other woods according pricelist | <input type="checkbox"/> Panel              | <input type="checkbox"/> Hybrid System  | <input type="checkbox"/> 35 mm | <input type="checkbox"/> NO  |
|   | <input type="checkbox"/> Flush System       | <input type="checkbox"/> Reverse System | <input type="checkbox"/> 45 mm | <input type="checkbox"/> YES |
|   | <input type="checkbox"/> Traditional System | <input type="checkbox"/> Gimnove System |                                |                              |



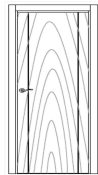


# GUILLEN Carpenters

Internal Doors      VARNISH      Model TC2V



Model door TC2V varnished



Blind veneer door panel both sides with vertical grain and vertical lips, pantograph machined low relief both sides, with "V" strokes making two two vertical ones from side to side of the panel. Mod. TC2v

|   | <u>Finished</u>                | <u>Panel Width</u>              | <u>Panel Coat</u>                     | <u>Fitting</u>                  | <u>Partition Wall Thickness</u> |                                 |
|---|--------------------------------|---------------------------------|---------------------------------------|---------------------------------|---------------------------------|---------------------------------|
| <b>Options</b><br>(Concern the price: NO) | <input type="checkbox"/> OAK   | <input type="checkbox"/> 625 mm | <input type="checkbox"/> Anti-clockwi | <input type="checkbox"/> Brass  | <input type="checkbox"/> 70 mm  | <input type="checkbox"/> 100 mm |
|   | <input type="checkbox"/> BEECH | <input type="checkbox"/> 725 mm | <input type="checkbox"/> Cockwise     | <input type="checkbox"/> Nickel | <input type="checkbox"/> 80 mm  | <input type="checkbox"/> 110 mm |
|   |                                | <input type="checkbox"/> 825 mm |                                       |                                 | <input type="checkbox"/> 90 mm  | <input type="checkbox"/> 120 mm |

|   | <u>System</u>                               | <u>Panel Thickness</u>                  | <u>Solid Panel</u>             |                              |
|---|---|---|--------------------------------|------------------------------|
| <b>Options</b><br>(Concern the price: YES)<br>Other woods according pricelist | <input type="checkbox"/> Panel              | <input type="checkbox"/> Hybrid System  | <input type="checkbox"/> 35 mm | <input type="checkbox"/> NO  |
|   | <input type="checkbox"/> Flush System       | <input type="checkbox"/> Reverse System | <input type="checkbox"/> 45 mm | <input type="checkbox"/> YES |
|   | <input type="checkbox"/> Traditional System | <input type="checkbox"/> Gimnove System |                                |                              |



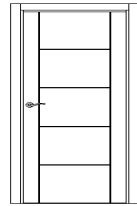


# GUILLEN Carpenters

Internal Doors      VARNISH      Model TC2V5



Model door TC2V5 varnished



Blind veneer door panel both sides with vertical grain and vertical lips, pantograph machined low relief both sides, with "V" strokes making two two vertical ones from side to side of the panel with four horizontal ones in between. Mod TC2V5

|   | <u>Finished</u>                | <u>Panel Width</u>              | <u>Panel Coat</u>                     | <u>Fitting</u>                  | <u>Partition Wall Thickness</u> |                                 |
|---|--------------------------------|---------------------------------|---------------------------------------|---------------------------------|---------------------------------|---------------------------------|
| <b>Options</b><br>(Concern the price: NO) | <input type="checkbox"/> OAK   | <input type="checkbox"/> 625 mm | <input type="checkbox"/> Anti-clockwi | <input type="checkbox"/> Brass  | <input type="checkbox"/> 70 mm  | <input type="checkbox"/> 100 mm |
|   | <input type="checkbox"/> BEECH | <input type="checkbox"/> 725 mm | <input type="checkbox"/> Cockwise     | <input type="checkbox"/> Nickel | <input type="checkbox"/> 80 mm  | <input type="checkbox"/> 110 mm |
|   |                                | <input type="checkbox"/> 825 mm |                                       |                                 | <input type="checkbox"/> 90 mm  | <input type="checkbox"/> 120 mm |

|   | <u>System</u>                               |   | <u>Panel Thickness</u>         | <u>Solid Panel</u>           |
|---|---|---|--------------------------------|------------------------------|
| <b>Options</b><br>(Concern the price: YES)<br>Other woods according pricelist | <input type="checkbox"/> Panel              | <input type="checkbox"/> Hybrid System  | <input type="checkbox"/> 35 mm | <input type="checkbox"/> NO  |
|   | <input type="checkbox"/> Flush System       | <input type="checkbox"/> Reverse System | <input type="checkbox"/> 45 mm | <input type="checkbox"/> YES |
|   | <input type="checkbox"/> Traditional System | <input type="checkbox"/> Gimnove System |                                |                              |





# GUILLEN Carpenters

- Internal Doors
- VARNISH
- Model TCR3

**Model door TCR3varnished**



Blind veneer door panel both sides with vertical grain and vertical lips, pantograph machined low relief both sides, with "V" strokes making three same squares. Mod TCR3

|   | <u>Finished</u>                | <u>Panel Width</u>              | <u>Panel Coat</u>                     | <u>Fitting</u>                  | <u>Partition Wall Thickness</u> |                                 |
|---|--------------------------------|---------------------------------|---------------------------------------|---------------------------------|---------------------------------|---------------------------------|
| <b>Options</b><br>(Concern the price: NO) | <input type="checkbox"/> OAK   | <input type="checkbox"/> 625 mm | <input type="checkbox"/> Anti-clockwi | <input type="checkbox"/> Brass  | <input type="checkbox"/> 70 mm  | <input type="checkbox"/> 100 mm |
|   | <input type="checkbox"/> BEECH | <input type="checkbox"/> 725 mm | <input type="checkbox"/> Cockwise     | <input type="checkbox"/> Nickel | <input type="checkbox"/> 80 mm  | <input type="checkbox"/> 110 mm |
|   |                                | <input type="checkbox"/> 825 mm |                                       |                                 | <input type="checkbox"/> 90 mm  | <input type="checkbox"/> 120 mm |

|   | <u>System</u>                               | <u>Panel Thickness</u>                  | <u>Solid Panel</u>             |                              |
|---|---|---|--------------------------------|------------------------------|
| <b>Options</b><br>(Concern the price: YES)<br>Other woods according pricelist | <input type="checkbox"/> Panel              | <input type="checkbox"/> Hybrid System  | <input type="checkbox"/> 35 mm | <input type="checkbox"/> NO  |
|   | <input type="checkbox"/> Flush System       | <input type="checkbox"/> Reverse System | <input type="checkbox"/> 45 mm | <input type="checkbox"/> YES |
|   | <input type="checkbox"/> Traditional System | <input type="checkbox"/> Gimnove System |                                |                              |



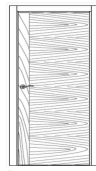


# GUILLEN Carpenters

Internal Doors    VARNISH    Model IC1t



Model door IC1t varnished



Blind veneer door panel both sides and vertical lips, traced both sides with vertical grain making one side rail and horizontal the rest. Mod. IC1t

|   | <u>Finished</u>                | <u>Panel Width</u>              | <u>Panel Coat</u>                       | <u>Fitting</u>                  | <u>Partition Wall Thickness</u> |                                 |
|---|--------------------------------|---------------------------------|---|---------------------------------|---------------------------------|---------------------------------|
| <b>Options</b><br>(Concern the price: NO) | <input type="checkbox"/> OAK   | <input type="checkbox"/> 625 mm | <input type="checkbox"/> Anti-clockwise | <input type="checkbox"/> Brass  | <input type="checkbox"/> 70 mm  | <input type="checkbox"/> 100 mm |
|   | <input type="checkbox"/> BEECH | <input type="checkbox"/> 725 mm | <input type="checkbox"/> Clockwise      | <input type="checkbox"/> Nickel | <input type="checkbox"/> 80 mm  | <input type="checkbox"/> 110 mm |
|   |                                | <input type="checkbox"/> 825 mm |   |                                 | <input type="checkbox"/> 90 mm  | <input type="checkbox"/> 120 mm |

|   | <u>System</u>                               |   | <u>Panel Thickness</u>         | <u>Solid Panel</u>           |
|---|---|---|--------------------------------|------------------------------|
| <b>Options</b><br>(Concern the price: YES)<br>Other woods according pricelist | <input type="checkbox"/> Panel              | <input type="checkbox"/> Hybrid System  | <input type="checkbox"/> 35 mm | <input type="checkbox"/> NO  |
|   | <input type="checkbox"/> Flush System       | <input type="checkbox"/> Reverse System | <input type="checkbox"/> 45 mm | <input type="checkbox"/> YES |
|   | <input type="checkbox"/> Traditional System | <input type="checkbox"/> Gimnove System |                                |                              |





# GUILLEN Carpenters

- Internal Doors
- VARNISH
- Model IC2t



**Model door IC2t varnished**



Blind veneer door panel both sides and vertical lips, traced both sides with vertical grain making two side rails and horizontal in between. Mod. IC2t

|   | <u>Finished</u>                | <u>Panel Width</u>              | <u>Panel Coat</u>                     | <u>Fitting</u>                  | <u>Partition Wall Thickness</u> |                                 |
|---|--------------------------------|---------------------------------|---------------------------------------|---------------------------------|---------------------------------|---------------------------------|
| <b>Options</b><br>(Concern the price: NO) | <input type="checkbox"/> OAK   | <input type="checkbox"/> 625 mm | <input type="checkbox"/> Anti-clockwi | <input type="checkbox"/> Brass  | <input type="checkbox"/> 70 mm  | <input type="checkbox"/> 100 mm |
|   | <input type="checkbox"/> BEECH | <input type="checkbox"/> 725 mm | <input type="checkbox"/> Cockwise     | <input type="checkbox"/> Nickel | <input type="checkbox"/> 80 mm  | <input type="checkbox"/> 110 mm |
|   |                                | <input type="checkbox"/> 825 mm |                                       |                                 | <input type="checkbox"/> 90 mm  | <input type="checkbox"/> 120 mm |

|   | <u>System</u>                               | <u>Panel Thickness</u>                  | <u>Solid Panel</u>             |                              |
|---|---|---|--------------------------------|------------------------------|
| <b>Options</b><br>(Concern the price: YES)<br>Other woods according pricelist | <input type="checkbox"/> Panel              | <input type="checkbox"/> Hybrid System  | <input type="checkbox"/> 35 mm | <input type="checkbox"/> NO  |
|   | <input type="checkbox"/> Flush System       | <input type="checkbox"/> Reverse System | <input type="checkbox"/> 45 mm | <input type="checkbox"/> YES |
|   | <input type="checkbox"/> Traditional System | <input type="checkbox"/> Gimnove System |                                |                              |



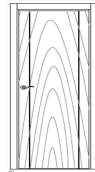


# GUILLEN Carpenters

- Internal Doors
- VARNISH
- Model GC2



Model door GC2 varnished



Blind veneer door panel both side and vertical lips, vertical grain with two vertical panels from side to side of the panel both sides. Mod. GC2

|   | <u>Finished</u>                | <u>Panel Width</u>              | <u>Panel Coat</u>                     | <u>Fitting</u>                  | <u>Partition Wall Thickness</u> |                                 |
|---|--------------------------------|---------------------------------|---------------------------------------|---------------------------------|---------------------------------|---------------------------------|
| <b>Options</b><br>(Concern the price: NO) | <input type="checkbox"/> OAK   | <input type="checkbox"/> 625 mm | <input type="checkbox"/> Anti-clockwi | <input type="checkbox"/> Brass  | <input type="checkbox"/> 70 mm  | <input type="checkbox"/> 100 mm |
|   | <input type="checkbox"/> BEECH | <input type="checkbox"/> 725 mm | <input type="checkbox"/> Cockwise     | <input type="checkbox"/> Nickel | <input type="checkbox"/> 80 mm  | <input type="checkbox"/> 110 mm |
|   |                                | <input type="checkbox"/> 825 mm |                                       |                                 | <input type="checkbox"/> 90 mm  | <input type="checkbox"/> 120 mm |

|   | <u>System</u>                               |   | <u>Panel Thickness</u>         | <u>Solid Panel</u>           |
|---|---|---|--------------------------------|------------------------------|
| <b>Options</b><br>(Concern the price: YES)<br>Other woods according pricelist | <input type="checkbox"/> Panel              | <input type="checkbox"/> Hybrid System  | <input type="checkbox"/> 35 mm | <input type="checkbox"/> NO  |
|   | <input type="checkbox"/> Flush System       | <input type="checkbox"/> Reverse System | <input type="checkbox"/> 45 mm | <input type="checkbox"/> YES |
|   | <input type="checkbox"/> Traditional System | <input type="checkbox"/> Gimnove System |                                |                              |





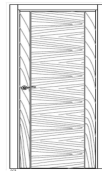


# GUILLEN Carpenters

- Internal Doors
- VARNISH
- Model GC2t



Model door GC2t varnished



Blind veneer door panel both side and vertical lips, fraced both sides with two vertical baners from side to side of the panel with vertical grain in the side rails made by baners and horizontal in the center.mod GC2t

|   | <u>Finished</u>                | <u>Panel Width</u>              | <u>Panel Coat</u>                     | <u>Fitting</u>                  | <u>Partition Wall Thickness</u> |                                 |
|---|--------------------------------|---------------------------------|---------------------------------------|---------------------------------|---------------------------------|---------------------------------|
| <b>Options</b><br>(Concern the price: NO) | <input type="checkbox"/> OAK   | <input type="checkbox"/> 625 mm | <input type="checkbox"/> Anti-clockwi | <input type="checkbox"/> Brass  | <input type="checkbox"/> 70 mm  | <input type="checkbox"/> 100 mm |
|   | <input type="checkbox"/> BEECH | <input type="checkbox"/> 725 mm | <input type="checkbox"/> Cockwise     | <input type="checkbox"/> Nickel | <input type="checkbox"/> 80 mm  | <input type="checkbox"/> 110 mm |
|   |                                | <input type="checkbox"/> 825 mm |                                       |                                 | <input type="checkbox"/> 90 mm  | <input type="checkbox"/> 120 mm |

|   | <u>System</u>                               |   | <u>Panel Thickness</u>         | <u>Solid Panel</u>           |
|---|---|---|--------------------------------|------------------------------|
| <b>Options</b><br>(Concern the price: YES)<br>Other woods according pricelist | <input type="checkbox"/> Panel              | <input type="checkbox"/> Hybrid System  | <input type="checkbox"/> 35 mm | <input type="checkbox"/> NO  |
|   | <input type="checkbox"/> Flush System       | <input type="checkbox"/> Reverse System | <input type="checkbox"/> 45 mm | <input type="checkbox"/> YES |
|   | <input type="checkbox"/> Traditional System | <input type="checkbox"/> Gimnove System |                                |                              |



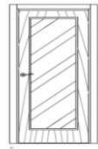


# GUILLEN Carpenters

- Internal Doors
- VARNISH
- Model R1v



**Model door R1v varnished**



Glazed veneer door panel both sides with vertical grain and vertical lips, with window frame both sides for window of 4 mm (not included). Mod. R1v

|   | <u>Finished</u>                | <u>Panel Width</u>              | <u>Panel Coat</u>                     | <u>Fitting</u>                  | <u>Partition Wall Thickness</u> |                                 |
|---|--------------------------------|---------------------------------|---------------------------------------|---------------------------------|---------------------------------|---------------------------------|
| <b>Options</b><br>(Concern the price: NO) | <input type="checkbox"/> OAK   | <input type="checkbox"/> 625 mm | <input type="checkbox"/> Anti-clockwi | <input type="checkbox"/> Brass  | <input type="checkbox"/> 70 mm  | <input type="checkbox"/> 100 mm |
|   | <input type="checkbox"/> BEECH | <input type="checkbox"/> 725 mm | <input type="checkbox"/> Cockwise     | <input type="checkbox"/> Nickel | <input type="checkbox"/> 80 mm  | <input type="checkbox"/> 110 mm |
|   |                                | <input type="checkbox"/> 825 mm |                                       |                                 | <input type="checkbox"/> 90 mm  | <input type="checkbox"/> 120 mm |

|   | <u>System</u>                               |   | <u>Panel Thickness</u>         | <u>Solid Panel</u>           |
|---|---|---|--------------------------------|------------------------------|
| <b>Options</b><br>(Concern the price: YES)<br>Other woods according pricelist | <input type="checkbox"/> Panel              | <input type="checkbox"/> Hybrid System  | <input type="checkbox"/> 35 mm | <input type="checkbox"/> NO  |
|   | <input type="checkbox"/> Flush System       | <input type="checkbox"/> Reverse System | <input type="checkbox"/> 45 mm | <input type="checkbox"/> YES |
|   | <input type="checkbox"/> Traditional System | <input type="checkbox"/> Gimnove System |                                |                              |





# GUILLEN Carpenters

- Internal Doors
- VARNISH
- Model TCH5v



**Model door TCH5v varnished**



Glazed veneer door panel both sides with vertical grain and vertical lips, pantograph machined low relief both sides with "V" strokes making four horizontal ones from side to side of the panel with window frame both sides for window of 4 mm (not included). mod. TCH5v

|   | <u>Finished</u>                | <u>Panel Width</u>              | <u>Panel Coat</u>                     | <u>Fitting</u>                  | <u>Partition Wall Thickness</u> |                                 |
|---|--------------------------------|---------------------------------|---------------------------------------|---------------------------------|---------------------------------|---------------------------------|
| <b>Options</b><br>(Concern the price: NO) | <input type="checkbox"/> OAK   | <input type="checkbox"/> 625 mm | <input type="checkbox"/> Anti-clockwi | <input type="checkbox"/> Brass  | <input type="checkbox"/> 70 mm  | <input type="checkbox"/> 100 mm |
|   | <input type="checkbox"/> BEECH | <input type="checkbox"/> 725 mm | <input type="checkbox"/> Cockwise     | <input type="checkbox"/> Nickel | <input type="checkbox"/> 80 mm  | <input type="checkbox"/> 110 mm |
|   |                                | <input type="checkbox"/> 825 mm |                                       |                                 | <input type="checkbox"/> 90 mm  | <input type="checkbox"/> 120 mm |

|   | <u>System</u>                               |   | <u>Panel Thickness</u>         | <u>Solid Panel</u>           |
|---|---|---|--------------------------------|------------------------------|
| <b>Options</b><br>(Concern the price: YES)<br>Other woods according pricelist | <input type="checkbox"/> Panel              | <input type="checkbox"/> Hybrid System  | <input type="checkbox"/> 35 mm | <input type="checkbox"/> NO  |
|   | <input type="checkbox"/> Flush System       | <input type="checkbox"/> Reverse System | <input type="checkbox"/> 45 mm | <input type="checkbox"/> YES |
|   | <input type="checkbox"/> Traditional System | <input type="checkbox"/> Gimnove System |                                |                              |





# GUILLEN Carpenters

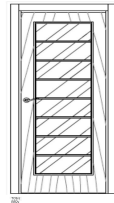
Internal Doors

VARNISH

Model TC8vc



**Model door TC8vc varnished**



Glazed veneer door panel both sides with vertical grain and vertical lips, with window frame both sides for window of 4 mm (not included) and adaptable set of sticks for simulating 8 glasses. Mod. TC8vc

|   | <u>Finished</u>                | <u>Panel Width</u>              | <u>Panel Coat</u>                     | <u>Fitting</u>                  | <u>Partition Wall Thickness</u> |                                 |
|---|--------------------------------|---------------------------------|---------------------------------------|---------------------------------|---------------------------------|---------------------------------|
| <b>Options</b><br>(Concern the price: NO) | <input type="checkbox"/> OAK   | <input type="checkbox"/> 625 mm | <input type="checkbox"/> Anti-clockwi | <input type="checkbox"/> Brass  | <input type="checkbox"/> 70 mm  | <input type="checkbox"/> 100 mm |
|   | <input type="checkbox"/> BEECH | <input type="checkbox"/> 725 mm | <input type="checkbox"/> Cockwise     | <input type="checkbox"/> Nickel | <input type="checkbox"/> 80 mm  | <input type="checkbox"/> 110 mm |
|   |                                | <input type="checkbox"/> 825 mm |                                       |                                 | <input type="checkbox"/> 90 mm  | <input type="checkbox"/> 120 mm |

|   | <u>System</u>                               |   | <u>Panel Thickness</u>         | <u>Solid Panel</u>           |
|---|---|---|--------------------------------|------------------------------|
| <b>Options</b><br>(Concern the price: YES)<br>Other woods according pricelist | <input type="checkbox"/> Panel              | <input type="checkbox"/> Hybrid System  | <input type="checkbox"/> 35 mm | <input type="checkbox"/> NO  |
|   | <input type="checkbox"/> Flush System       | <input type="checkbox"/> Reverse System | <input type="checkbox"/> 45 mm | <input type="checkbox"/> YES |
|   | <input type="checkbox"/> Traditional System | <input type="checkbox"/> Gimnove System |                                |                              |





# GUILLEN Carpenters

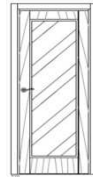
Internal Doors

VARNISH

Model TC2Vv



**Model door TC2Vv varnished**



Glazed veneer door panel both sides with vertical grain and vertical lips, pantograph machined low relief both sides with "V" strokes making two vertical ones from side to side of the panel with window frame both sides for window of 4 mm (not included). mod. TC2Vv

|   | <u>Finished</u>                | <u>Panel Width</u>              | <u>Panel Coat</u>                     | <u>Fitting</u>                  | <u>Partition Wall Thickness</u>                                |
|---|--------------------------------|---------------------------------|---------------------------------------|---------------------------------|--|
| <b>Options</b><br>(Concern the price: NO) | <input type="checkbox"/> OAK   | <input type="checkbox"/> 625 mm | <input type="checkbox"/> Anti-clockwi | <input type="checkbox"/> Brass  | <input type="checkbox"/> 70 mm <input type="checkbox"/> 100 mm |
|   | <input type="checkbox"/> BEECH | <input type="checkbox"/> 725 mm | <input type="checkbox"/> Cockwise     | <input type="checkbox"/> Nickel | <input type="checkbox"/> 80 mm <input type="checkbox"/> 110 mm |
|   |                                | <input type="checkbox"/> 825 mm |                                       |                                 | <input type="checkbox"/> 90 mm <input type="checkbox"/> 120 mm |

|   | <u>System</u>                               | <u>Panel Thickness</u>                  | <u>Solid Panel</u>  |
|---|---|---|---|
| <b>Options</b><br>(Concern the price: YES)<br>Other woods according pricelist | <input type="checkbox"/> Panel              | <input type="checkbox"/> Hybrid System  | <input type="checkbox"/> 35 mm <input type="checkbox"/> NO  |
|   | <input type="checkbox"/> Flush System       | <input type="checkbox"/> Reverse System | <input type="checkbox"/> 45 mm <input type="checkbox"/> YES |
|   | <input type="checkbox"/> Traditional System | <input type="checkbox"/> Gimnove System |   |



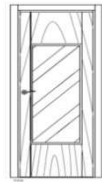


# GUILLEN Carpenters

Internal Doors      VARNISH      Model TC2V5v



Model door TC2V5v varnished



Glazed veneer door panel both sides with vertical grain and vertical lips, pantograph machined low relief both sides with "V" strokes making two vertical ones from side to side of the panel with window frame both sides for window of 4 mm (not included). mod. TC2V5v

|   | <u>Finished</u>                | <u>Panel Width</u>              | <u>Panel Coat</u>                     | <u>Fitting</u>                  | <u>Partition Wall Thickness</u> |                                 |
|---|--------------------------------|---------------------------------|---------------------------------------|---------------------------------|---------------------------------|---------------------------------|
| <b>Options</b><br>(Concern the price: NO) | <input type="checkbox"/> OAK   | <input type="checkbox"/> 625 mm | <input type="checkbox"/> Anti-clockwi | <input type="checkbox"/> Brass  | <input type="checkbox"/> 70 mm  | <input type="checkbox"/> 100 mm |
|   | <input type="checkbox"/> BEECH | <input type="checkbox"/> 725 mm | <input type="checkbox"/> Cockwise     | <input type="checkbox"/> Nickel | <input type="checkbox"/> 80 mm  | <input type="checkbox"/> 110 mm |
|   |                                | <input type="checkbox"/> 825 mm |                                       |                                 | <input type="checkbox"/> 90 mm  | <input type="checkbox"/> 120 mm |

|   | <u>System</u>                               |   | <u>Panel Thickness</u>         | <u>Solid Panel</u>           |
|---|---|---|--------------------------------|------------------------------|
| <b>Options</b><br>(Concern the price: YES)<br>Other woods according pricelist | <input type="checkbox"/> Panel              | <input type="checkbox"/> Hybrid System  | <input type="checkbox"/> 35 mm | <input type="checkbox"/> NO  |
|   | <input type="checkbox"/> Flush System       | <input type="checkbox"/> Reverse System | <input type="checkbox"/> 45 mm | <input type="checkbox"/> YES |
|   | <input type="checkbox"/> Traditional System | <input type="checkbox"/> Gimnove System |                                |                              |





# GUILLEN Carpenters

Internal Doors      VARNISH      Model TCR2v



Model door TCR2v varnished



Glazed veneer door panel both sides with vertical grain and vertical lips, pantograph machined low relief both sides with "V" strokes making a bottom square with a single window frame both sides for window of 4 mm (not included). mod. TCR2v

|   | <u>Finished</u>                | <u>Panel Width</u>              | <u>Panel Coat</u>                     | <u>Fitting</u>                  | <u>Partition Wall Thickness</u> |                                 |
|---|--------------------------------|---------------------------------|---------------------------------------|---------------------------------|---------------------------------|---------------------------------|
| <b>Options</b><br>(Concern the price: NO) | <input type="checkbox"/> OAK   | <input type="checkbox"/> 625 mm | <input type="checkbox"/> Anti-clockwi | <input type="checkbox"/> Brass  | <input type="checkbox"/> 70 mm  | <input type="checkbox"/> 100 mm |
|   | <input type="checkbox"/> BEECH | <input type="checkbox"/> 725 mm | <input type="checkbox"/> Cockwise     | <input type="checkbox"/> Nickel | <input type="checkbox"/> 80 mm  | <input type="checkbox"/> 110 mm |
|   |                                | <input type="checkbox"/> 825 mm |                                       |                                 | <input type="checkbox"/> 90 mm  | <input type="checkbox"/> 120 mm |

|   | <u>System</u>                               |   | <u>Panel Thickness</u>         | <u>Solid Panel</u>           |
|---|---|---|--------------------------------|------------------------------|
| <b>Options</b><br>(Concern the price: YES)<br>Other woods according pricelist | <input type="checkbox"/> Panel              | <input type="checkbox"/> Hybrid System  | <input type="checkbox"/> 35 mm | <input type="checkbox"/> NO  |
|   | <input type="checkbox"/> Flush System       | <input type="checkbox"/> Reverse System | <input type="checkbox"/> 45 mm | <input type="checkbox"/> YES |
|   | <input type="checkbox"/> Traditional System | <input type="checkbox"/> Gimnove System |                                |                              |





# GUILLEN Carpenters

Internal Doors      VARNISH      Model TCR3v



Model door TCR3v varnished



Glazed veneer door panel both sides with vertical grain and vertical lips, with three same squares with window frame both sides for window of 4 mm (not included). mod. TCR3v

|   | <u>Finished</u>                | <u>Panel Width</u>              | <u>Panel Coat</u>                     | <u>Fitting</u>                  | <u>Partition Wall Thickness</u> |                                 |
|---|--------------------------------|---------------------------------|---------------------------------------|---------------------------------|---------------------------------|---------------------------------|
| <b>Options</b><br>(Concern the price: NO) | <input type="checkbox"/> OAK   | <input type="checkbox"/> 625 mm | <input type="checkbox"/> Anti-clockwi | <input type="checkbox"/> Brass  | <input type="checkbox"/> 70 mm  | <input type="checkbox"/> 100 mm |
|   | <input type="checkbox"/> BEECH | <input type="checkbox"/> 725 mm | <input type="checkbox"/> Cockwise     | <input type="checkbox"/> Nickel | <input type="checkbox"/> 80 mm  | <input type="checkbox"/> 110 mm |
|   |                                | <input type="checkbox"/> 825 mm |                                       |                                 | <input type="checkbox"/> 90 mm  | <input type="checkbox"/> 120 mm |

|   | <u>System</u>                               |   | <u>Panel Thickness</u>         | <u>Solid Panel</u>           |
|---|---|---|--------------------------------|------------------------------|
| <b>Options</b><br>(Concern the price: YES)<br>Other woods according pricelist | <input type="checkbox"/> Panel              | <input type="checkbox"/> Hybrid System  | <input type="checkbox"/> 35 mm | <input type="checkbox"/> NO  |
|   | <input type="checkbox"/> Flush System       | <input type="checkbox"/> Reverse System | <input type="checkbox"/> 45 mm | <input type="checkbox"/> YES |
|   | <input type="checkbox"/> Traditional System | <input type="checkbox"/> Gimnove System |                                |                              |







# GUILLEN Carpenters

- Internal Doors
- VARNISH
- Model IC1tv



**Model door IC1tv varnished**



Glazed veneer door panel both sides with vertical grain and vertical lips, traced both sides with vertical grain making a vertical rail and horizontal the rest with window frame both sides for window of 4 mm (not included). mod. IC1tv

|   | <u>Finished</u>                | <u>Panel Width</u>              | <u>Panel Coat</u>                     | <u>Fitting</u>                  | <u>Partition Wall Thickness</u> |                                 |
|---|--------------------------------|---------------------------------|---------------------------------------|---------------------------------|---------------------------------|---------------------------------|
| <b>Options</b><br>(Concern the price: NO) | <input type="checkbox"/> OAK   | <input type="checkbox"/> 625 mm | <input type="checkbox"/> Anti-clockwi | <input type="checkbox"/> Brass  | <input type="checkbox"/> 70 mm  | <input type="checkbox"/> 100 mm |
|   | <input type="checkbox"/> BEECH | <input type="checkbox"/> 725 mm | <input type="checkbox"/> Cockwise     | <input type="checkbox"/> Nickel | <input type="checkbox"/> 80 mm  | <input type="checkbox"/> 110 mm |
|   |                                | <input type="checkbox"/> 825 mm |                                       |                                 | <input type="checkbox"/> 90 mm  | <input type="checkbox"/> 120 mm |

|   | <u>System</u>                               |   | <u>Panel Thickness</u>         | <u>Solid Panel</u>           |
|---|---|---|--------------------------------|------------------------------|
| <b>Options</b><br>(Concern the price: YES)<br>Other woods according pricelist | <input type="checkbox"/> Panel              | <input type="checkbox"/> Hybrid System  | <input type="checkbox"/> 35 mm | <input type="checkbox"/> NO  |
|   | <input type="checkbox"/> Flush System       | <input type="checkbox"/> Reverse System | <input type="checkbox"/> 45 mm | <input type="checkbox"/> YES |
|   | <input type="checkbox"/> Traditional System | <input type="checkbox"/> Gimnove System |                                |                              |



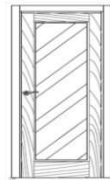


# GUILLEN Carpenters

- Internal Doors
- VARNISH
- Model IC2tv



**Model door IC2tv varnished**



Glazed veneer door panel both sides with vertical grain and vertical lips, traced both sides with vertical grain making two vertical rails and horizontal in between with window frame both sides for window of 4 mm (not included). mod. IC2tv

|   | <u>Finished</u>                | <u>Panel Width</u>              | <u>Panel Coat</u>                     | <u>Fitting</u>                  | <u>Partition Wall Thickness</u> |                                 |
|---|--------------------------------|---------------------------------|---------------------------------------|---------------------------------|---------------------------------|---------------------------------|
| <b>Options</b><br>(Concern the price: NO) | <input type="checkbox"/> OAK   | <input type="checkbox"/> 625 mm | <input type="checkbox"/> Anti-clockwi | <input type="checkbox"/> Brass  | <input type="checkbox"/> 70 mm  | <input type="checkbox"/> 100 mm |
|   | <input type="checkbox"/> BEECH | <input type="checkbox"/> 725 mm | <input type="checkbox"/> Cockwise     | <input type="checkbox"/> Nickel | <input type="checkbox"/> 80 mm  | <input type="checkbox"/> 110 mm |
|   |                                | <input type="checkbox"/> 825 mm |                                       |                                 | <input type="checkbox"/> 90 mm  | <input type="checkbox"/> 120 mm |

|   | <u>System</u>                               |   | <u>Panel Thickness</u>         | <u>Solid Panel</u>           |
|---|---|---|--------------------------------|------------------------------|
| <b>Options</b><br>(Concern the price: YES)<br>Other woods according pricelist | <input type="checkbox"/> Panel              | <input type="checkbox"/> Hybrid System  | <input type="checkbox"/> 35 mm | <input type="checkbox"/> NO  |
|   | <input type="checkbox"/> Flush System       | <input type="checkbox"/> Reverse System | <input type="checkbox"/> 45 mm | <input type="checkbox"/> YES |
|   | <input type="checkbox"/> Traditional System | <input type="checkbox"/> Gimnove System |                                |                              |



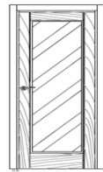


# GUILLEN Carpenters

- Internal Doors
- VARNISH
- Model GC2tv



**Model door GC2tv varnished**



Glazed veneer door panel both sides with vertical grain and vertical lips, traced both sides with two vertical baners from side to side of the panel with vertical grain in side rails made by the baners and horizontal in the center with window frame both sides for window of 4 mm (not included). mod. GC2tv

|   | <u>Finished</u>                | <u>Panel Width</u>              | <u>Panel Coat</u>                     | <u>Fitting</u>                  | <u>Partition Wall Thickness</u> |                                 |
|---|--------------------------------|---------------------------------|---------------------------------------|---------------------------------|---------------------------------|---------------------------------|
| <b>Options</b><br>(Concern the price: NO) | <input type="checkbox"/> OAK   | <input type="checkbox"/> 625 mm | <input type="checkbox"/> Anti-clockwi | <input type="checkbox"/> Brass  | <input type="checkbox"/> 70 mm  | <input type="checkbox"/> 100 mm |
|   | <input type="checkbox"/> BEECH | <input type="checkbox"/> 725 mm | <input type="checkbox"/> Cockwise     | <input type="checkbox"/> Nickel | <input type="checkbox"/> 80 mm  | <input type="checkbox"/> 110 mm |
|   |                                | <input type="checkbox"/> 825 mm |                                       |                                 | <input type="checkbox"/> 90 mm  | <input type="checkbox"/> 120 mm |


|   | <u>System</u>                               |   | <u>Panel Thickness</u>         | <u>Solid Panel</u>           |
|---|---|---|--------------------------------|------------------------------|
| <b>Options</b><br>(Concern the price: YES)<br>Other woods according pricelist | <input type="checkbox"/> Panel              | <input type="checkbox"/> Hybrid System  | <input type="checkbox"/> 35 mm | <input type="checkbox"/> NO  |
|   | <input type="checkbox"/> Flush System       | <input type="checkbox"/> Reverse System | <input type="checkbox"/> 45 mm | <input type="checkbox"/> YES |
|   | <input type="checkbox"/> Traditional System | <input type="checkbox"/> Gimnove System |                                |                              |





**GUILLEN Carpenters**

Lacquer-Finish



RAL 9001



RAL 9010



RAL 7011



RAL 9003



RAL NCS 1502-Y50R

**Others Finished to consult price**

**NB:** The tones and colors are orientativos, since they depend on the impression. The company is not played the role responsible for the accuracy of the same ones.






**Natural Woods**



BEECH



SAPALLY



CEREZO



NOGAL



OAK



IROKO



PINO OREGON



ARCE

**Others Finished to consult price**

**NB:** The tones and colors are orientativos, since they depend on the impression. The company is not played the role responsible for the accuracy of the same ones.





**Ecological Woods**



CHERRY



WENGUE



SMOKE OAK

**Others Finished to consult price**

**NB:** The tones and colors are orientativos, since they depend on the impression. The company is not played the role responsible for the accuracy of the same ones.





**GUILLEN Carpenters**

**AMBIENTES**



Guillen Industrias de la Madera, S.A. – A45012531 Tlfno. Contact: 925 160200



**GUILLEN Carpenters**

**AMBIENTES**

